

The image shows the exterior of a modern building with a blue overlay. The building has a mix of light-colored horizontal siding and dark-framed windows. A logo for the Colorado Health Foundation is visible on the wall. Two large, white, curved decorative shapes are on the right side of the image. The text 'Pulse: The Colorado Health Foundation Poll' is written in a bold, yellow, sans-serif font across the top left.

***Pulse:
The Colorado
Health Foundation Poll***

Survey Conducted August 5-24, 2020

Survey Methodology

- 2,275 interviews with adult Colorado residents
- Interviews conducted August 5-24, 2020 in English and Spanish
- Interviews online, landlines and cell phones
 - Online respondents contacted by postcard, text message, and email
- Oversamples of Black/African-American and Asian-American Coloradans
- Margin of sampling error of +/-2.83% at the 95% confidence level
- Some percentages may not sum to 100% due to rounding
- Bipartisan research team of FM3 Research (D) and New Bridge Strategy (R)

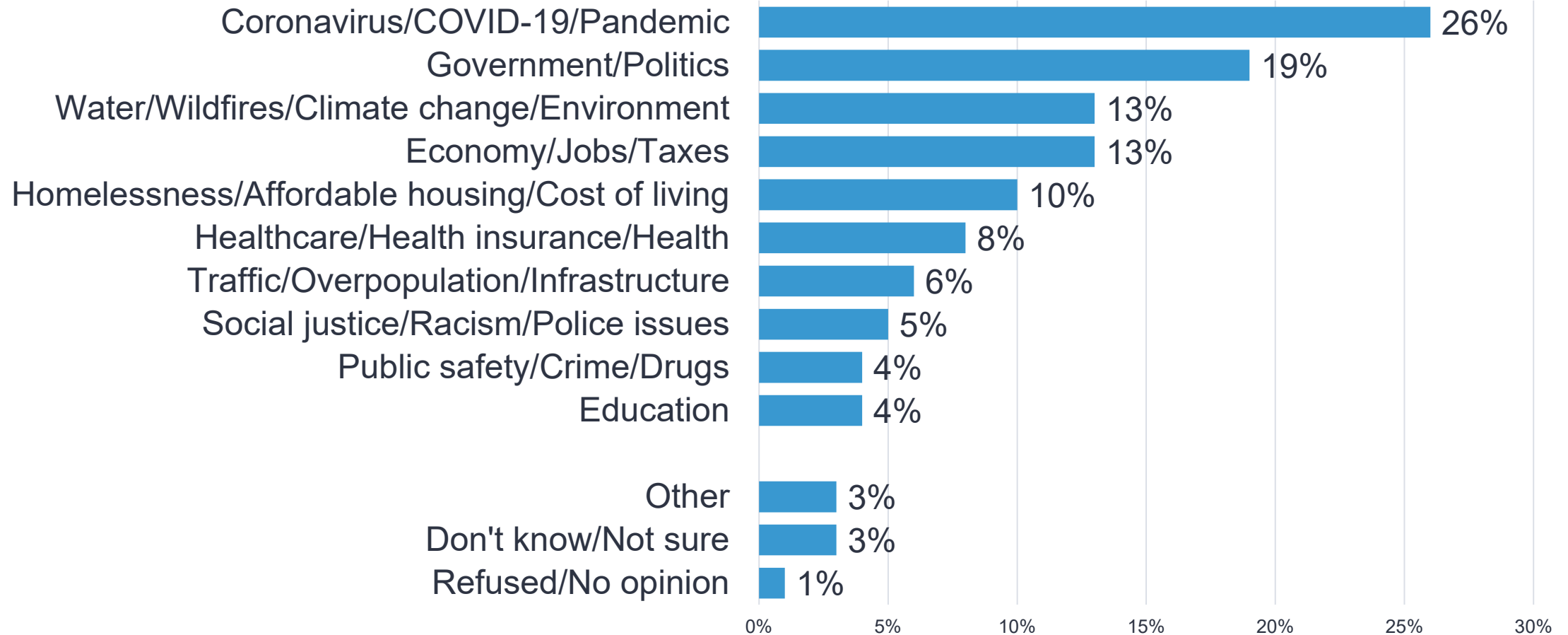


Top Concerns



Coloradans name COVID-19 and related issues as the state's top concern.

*In a few words of your own, what is the most important issue facing Colorado right now?
(Open-ended)*



In Their Own Words: Most Important Issue Facing Colorado

*In a few words of your own, what is the most important issue facing Colorado right now?
(Open-ended)*



The ability to get health care services within a practical distance. I have to travel 47 miles to see my oncologist.



The budget is an issue for Colorado and in particular education funding.



COVID-19 - I'm worried about the health and safety of Coloradans; and I'm worried that we are not doing enough.



Climate change, more broadly (and how it will impact tourism industry here, if we're to be Colorado-specific). Other Colorado-specific issues are increasing housing supply to reduce housing costs and figuring out if we can provide better healthcare on the state level than what seems to be provided generally on the federal level.



Clean air and water. Removing the dirty coal power station in Colorado Springs.



Identity. We can't decide if we are a blue or red state, and where we stand on important social issues including COVID.

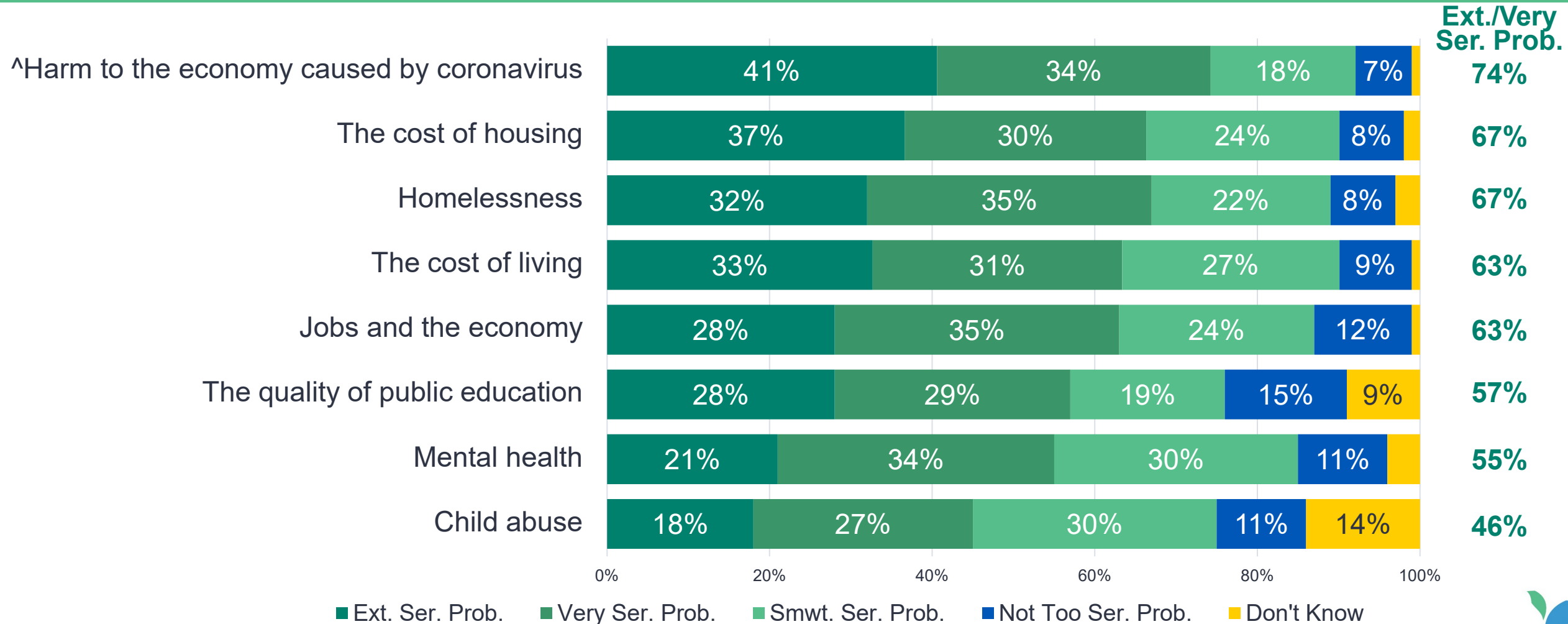


Coronavirus and employment. Most people have lost their jobs and single parents who are now at home with kids learning from home without employment benefits. It's a problem.



When offered a list of concerns to evaluate, the economic impact of the coronavirus ranks highest.

I'd like to read you some problems facing Colorado that people have mentioned. Please tell me whether you think it is an extremely serious problem, a very serious problem, somewhat serious problem, or not too serious a problem in Colorado.

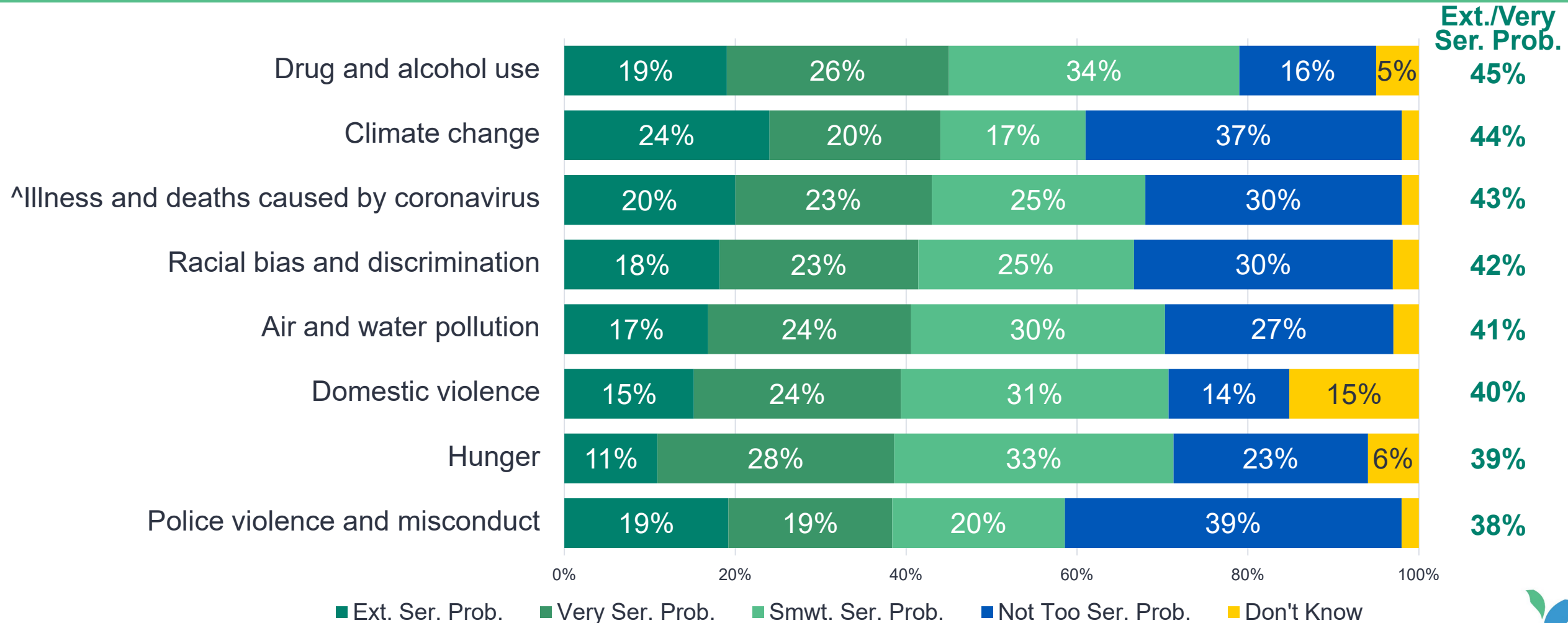


Q10. ^Not Part of Split Sample



Coloradans are broadly, but less intensely, concerned about a range of other issues.

I'd like to read you some problems facing Colorado that people have mentioned. Please tell me whether you think it is an extremely serious problem, a very serious problem, somewhat serious problem, or not too serious a problem in Colorado.



Q10. ^Not Part of Split Sample



Black Coloradans express heightened concern about several issues – including police violence and COVID health impacts.

I'd like to read you some problems facing Colorado that people have mentioned. Please tell me whether you think it is an extremely serious problem, a very serious problem, somewhat serious problem, or not too serious a problem in Colorado.
(Extremely/Very Serious Problem)

Problem	All Resp.	Race/Ethnicity				
		White	Black/ African American	Asian/ Pacific Islander	Hispanic/ Latinx	All People of Color
^Harm to the economy caused by coronavirus	74%	76%	88%	73%	72%	74%
The cost of housing	67%	67%	86%	52%	65%	67%
Homelessness	67%	65%	82%	64%	76%	74%
The cost of living	63%	62%	78%	61%	72%	70%
Jobs and the economy	63%	62%	82%	46%	63%	62%
The quality of public education	57%	57%	73%	39%	59%	57%
Mental health	55%	56%	70%	51%	47%	52%
Child abuse	46%	46%	66%	24%	50%	47%
Drug and alcohol use	45%	44%	50%	20%	60%	51%
Climate change	44%	45%	49%	27%	48%	46%
^Illness and deaths caused by coronavirus	43%	43%	64%	47%	46%	48%
Racial bias and discrimination	42%	43%	57%	36%	44%	44%
Air and water pollution	41%	40%	55%	48%	44%	46%
Domestic violence	40%	40%	54%	22%	45%	41%
Hunger	39%	39%	64%	35%	41%	42%
Police violence and misconduct	38%	35%	63%	42%	50%	50%

Q10. ^Not Part of Split Sample



Lower-income households express more concern about a wide range of issues.

I'd like to read you some problems facing Colorado that people have mentioned. Please tell me whether you think it is an extremely serious problem, a very serious problem, somewhat serious problem, or not too serious a problem in Colorado.
(Extremely/Very Serious Problem)

Problem	All Respondents	Household Income				
		<\$30,000	\$30,000-\$50,000	\$50,000-\$75,000	\$75,000-\$100,000	\$100,000+
^Harm to the economy caused by coronavirus	74%	74%	80%	72%	75%	75%
The cost of housing	67%	73%	77%	71%	73%	60%
Homelessness	67%	85%	75%	63%	67%	63%
The cost of living	63%	80%	69%	60%	68%	56%
Jobs and the economy	63%	80%	68%	56%	64%	57%
The quality of public education	57%	65%	58%	53%	58%	55%
Mental health	55%	65%	61%	64%	39%	56%
Child abuse	46%	63%	65%	38%	36%	42%
Drug and alcohol use	45%	58%	52%	53%	38%	35%
Climate change	44%	54%	53%	37%	45%	45%
^Illness and deaths caused by coronavirus	43%	56%	49%	41%	35%	44%
Racial bias and discrimination	42%	52%	41%	41%	38%	44%
Air and water pollution	41%	50%	37%	38%	40%	41%
Domestic violence	40%	47%	43%	41%	50%	32%
Hunger	39%	48%	47%	43%	29%	38%
Police violence and misconduct	38%	64%	50%	31%	31%	36%



There are deep partisan divisions on many issues, including illness and deaths from the coronavirus.

I'd like to read you some problems facing Colorado that people have mentioned. Please tell me whether you think it is an extremely serious problem, a very serious problem, somewhat serious problem, or not too serious a problem in Colorado.
(Extremely/Very Serious Problem)

Problem	All Respondents	Party		
		Democrats	Independents	Republicans
^Harm to the economy caused by coronavirus	74%	80%	70%	75%
The cost of housing	67%	73%	70%	52%
Homelessness	67%	77%	65%	61%
The cost of living	63%	69%	61%	54%
Jobs and the economy	63%	65%	62%	55%
The quality of public education	57%	62%	55%	55%
Mental health	55%	67%	61%	37%
Child abuse	46%	57%	42%	35%
Drug and alcohol use	45%	48%	40%	45%
Climate change	44%	82%	44%	15%
^Illness and deaths caused by coronavirus	43%	68%	40%	21%
Racial bias and discrimination	42%	67%	41%	17%
Air and water pollution	41%	59%	41%	18%
Domestic violence	40%	53%	35%	32%
Hunger	39%	56%	38%	22%
Police violence and misconduct	38%	62%	35%	17%

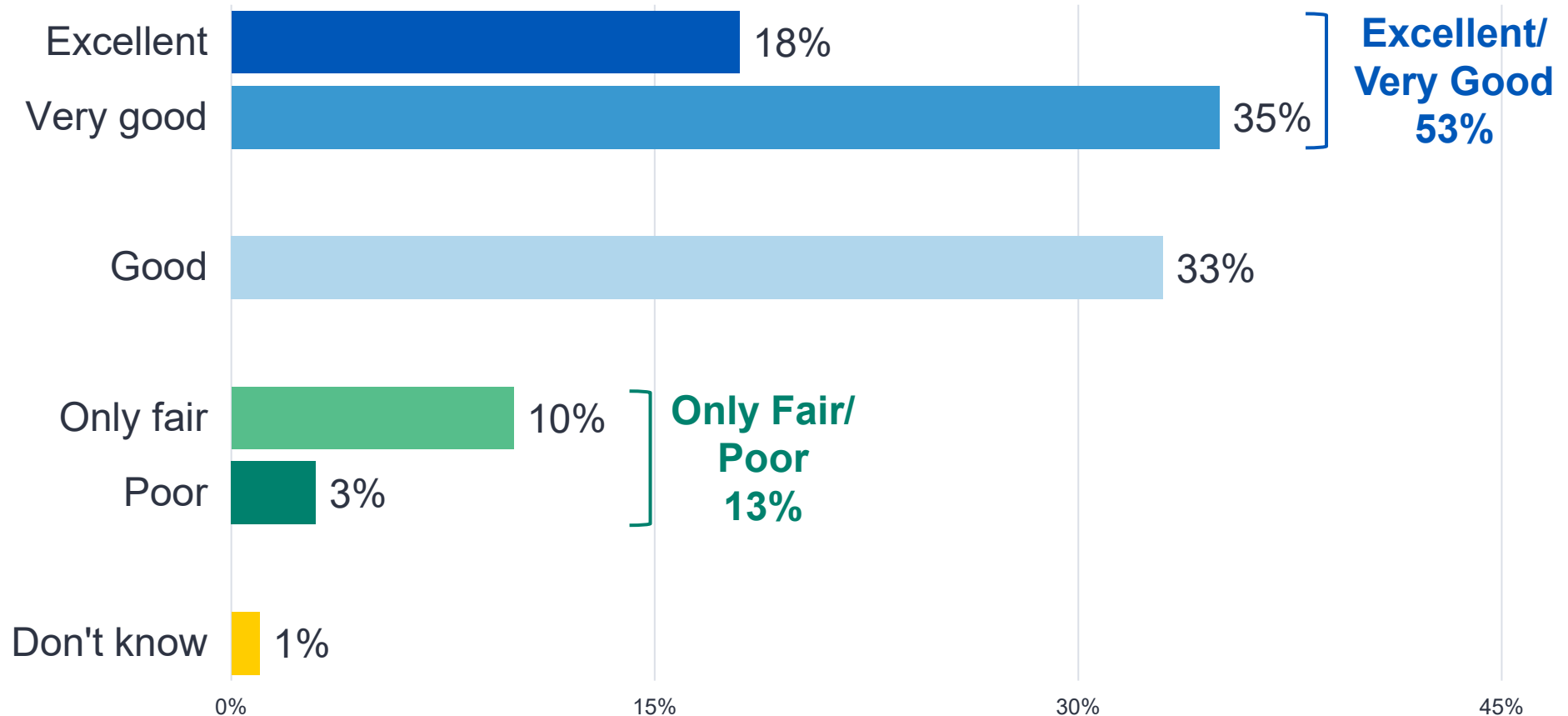


Health



Most Coloradans rate their physical health as “very good” – but few as excellent.

In general, would you say your physical health is excellent, very good, good, only fair, or poor?




The lowest-income households are more likely to express concern about their physical health.

In general, would you say your physical health is excellent, very good, good, only fair, or poor?

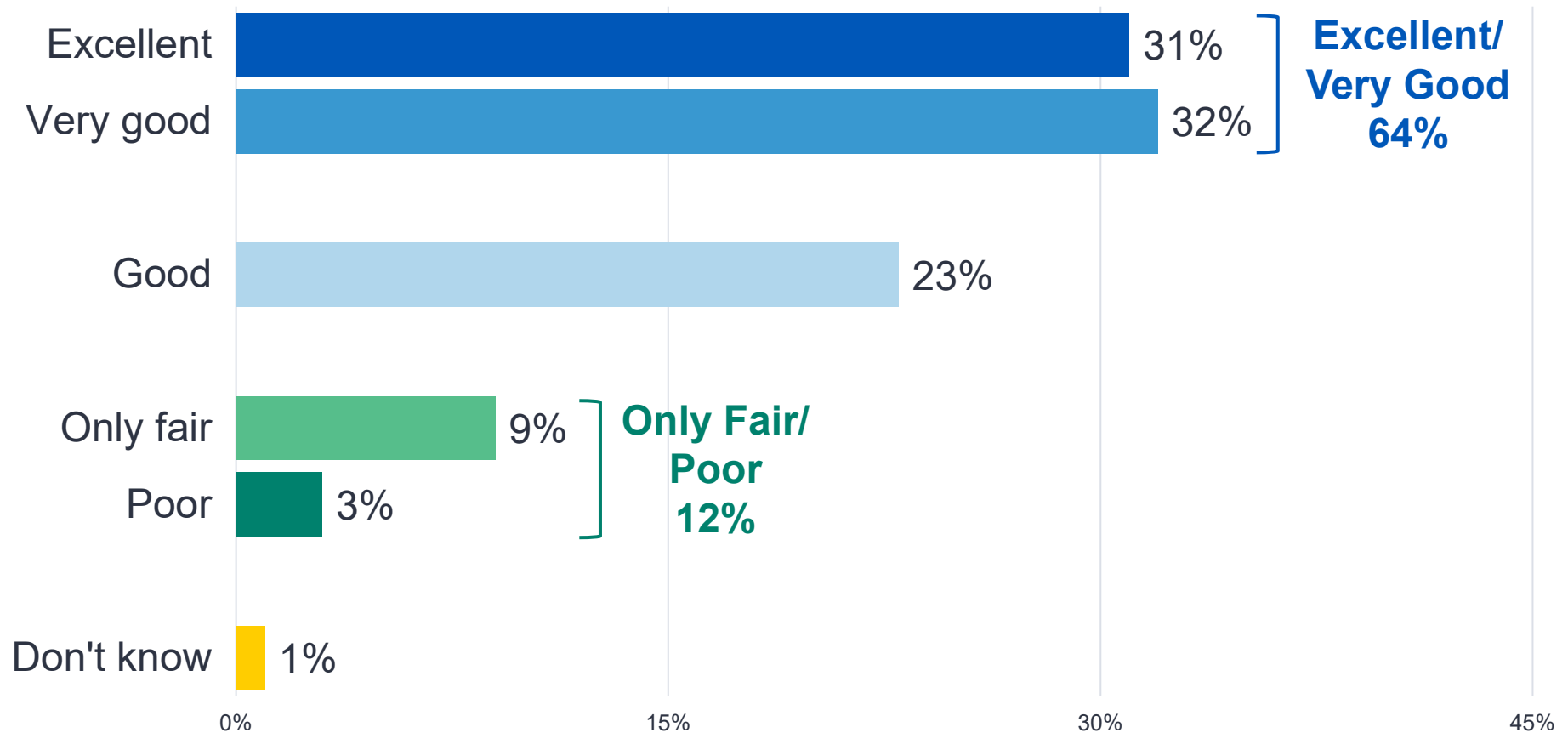
Demographic Group	Excellent/ Very Good	Only Fair/ Poor
All Respondents	53%	13%
Race/Ethnicity		
White	54%	11%
Black/African American	49%	21%
Asian/Pacific Islander	58%	20%
Hispanic/Latinx	52%	16%
<i>All People of Color</i>	54%	17%
Age		
18-49	51%	13%
50+	55%	13%

Demographic Group	Excellent/ Very Good	Only Fair/ Poor
Gender		
Men	52%	13%
Women	54%	13%
Household Income		
<\$30,000	42%	27%
\$30,000-\$50,000	52%	15%
\$50,000-\$75,000	45%	16%
\$75,000-\$100,000	58%	13%
\$100,000+	58%	8%



Coloradans express more confidence in the condition of their mental health...

In general, would you say your mental health is excellent, very good, good, only fair, or poor?




...but again, those at the lower end of the income spectrum report more concerns.

In general, would you say your mental health is excellent, very good, good, only fair, or poor?

Demographic Group	Excellent/ Very Good	Only Fair/ Poor
All Respondents	64%	12%
Race/Ethnicity		
Whites	65%	12%
Black/African American	57%	16%
Asian/Pacific Islander	51%	29%
Hispanic/Latinx	65%	11%
<i>All People of Color</i>	61%	14%
Age		
18-49	54%	17%
50+	76%	7%

Demographic Group	Excellent/ Very Good	Only Fair/ Poor
Gender		
Men	67%	11%
Women	60%	13%
Household Income		
<\$30,000	49%	25%
\$30,000-\$50,000	55%	18%
\$50,000-\$75,000	57%	16%
\$75,000-\$100,000	74%	7%
\$100,000+	69%	8%

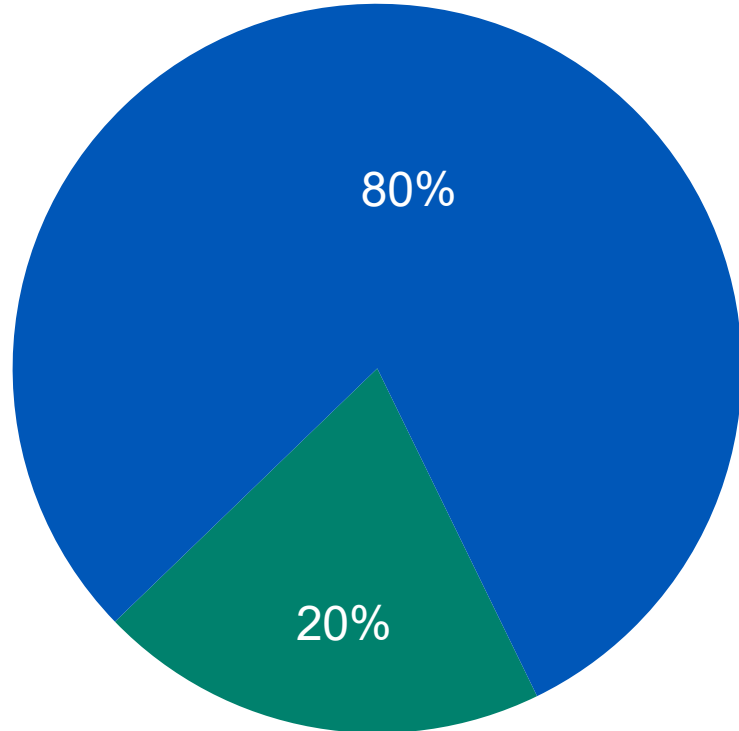


Significant minorities of Coloradans report that their family has been unable to access mental health or substance use care.

Was there ever a time when you or another family member thought you might need mental health services, but did not get them?

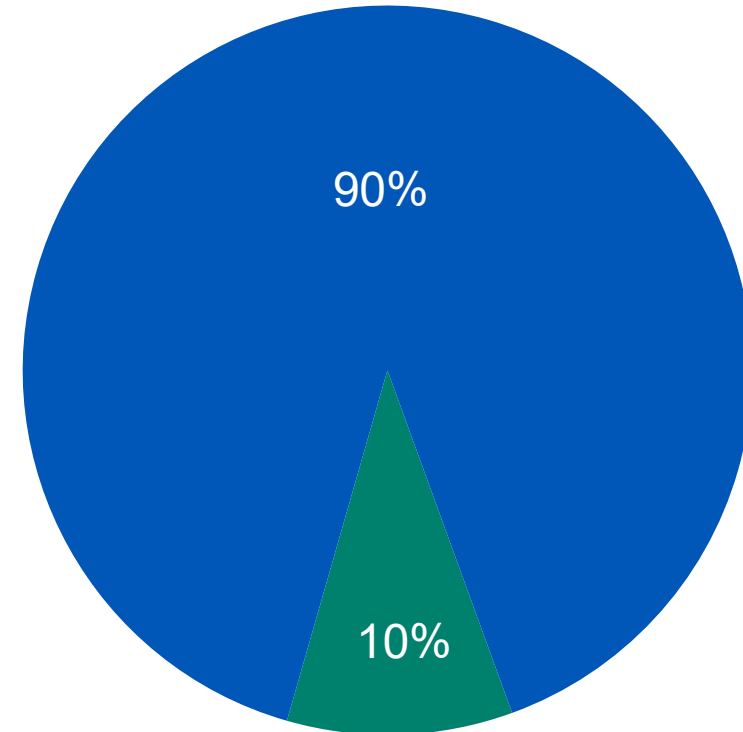
Was there ever a time when you or another family member thought you might need substance use services, but did not get them?

Mental Health Services



■ Needed Care, Couldn't Access ■ Other

Substance Use Services

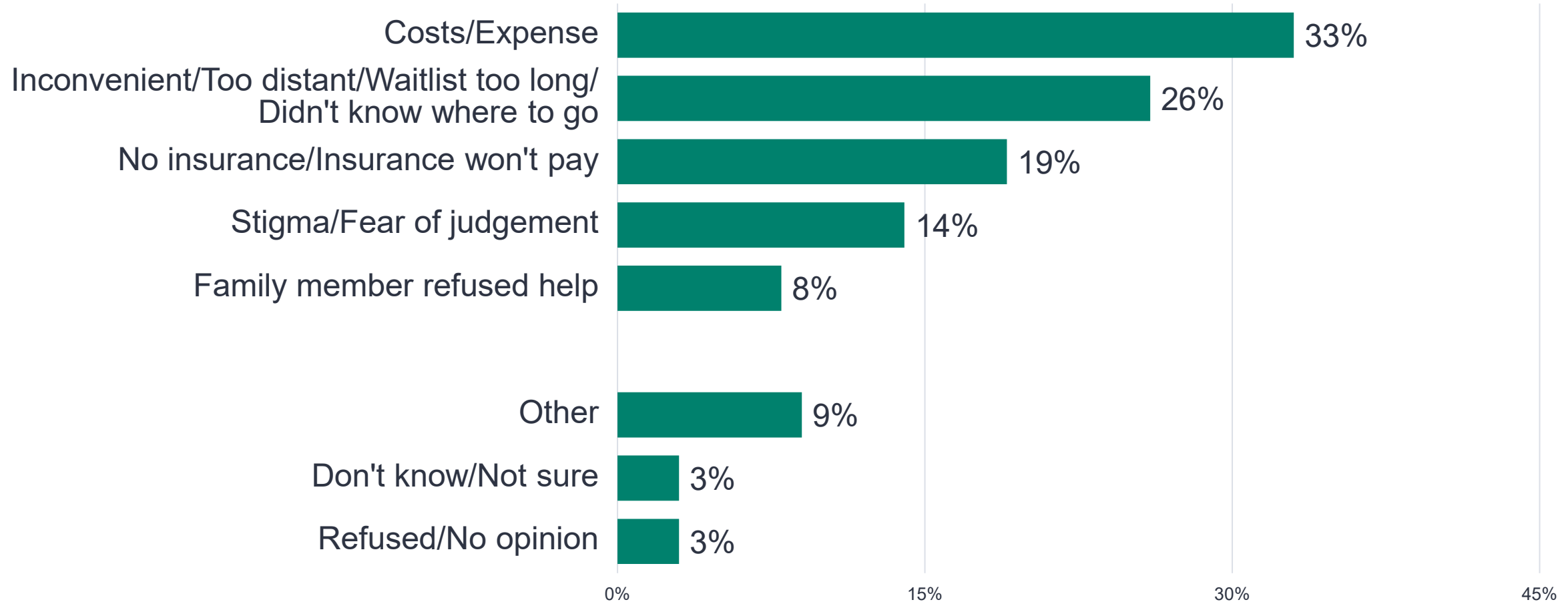


■ Needed Care, Couldn't Access ■ Other



For those unable to access such services, financial considerations were the biggest barrier.

*What prevented you or your family member from getting these services when you needed them?
(Open-ended; Asked of those who have been unable to access mental health or substance use services)*



In Their Own Words: Barriers to Accessing Mental Health and Substance Use Services

*What prevented you or your family member from getting these services when you needed them?
(Open-ended; Asked of those who have been unable to access mental health or substance use services)*



No resources available. No mental health providers accepting new patients with private insurance, only Medicaid or self-pay.



Probably not understanding the severity and assuming that it was normal to feel the way that I was feeling.



The stigma behind getting help and the lack of resources. When I called to get mental help they were very rude to me, and [said] that it had to be their way.



A family member needed in-patient care for alcohol abuse rehabilitation and was denied because of limited availability due to coronavirus. Instead, they were sent home within a couple hours of admitting themselves in the ER with a BAC of twice the legal limit.



The bill for therapy needed is too expensive for what we can afford.



The hassle of finding affordable and effective care, jumping through hoops just to find someone or a lack of time energy and resources to get those services. The only reason I started seeing someone finally, after years of wanting to, was because I had the personal number and those who had referred me...my therapist has been flexible with cost offering free service when I needed it. I only called because I was so suicidal I knew I didn't have a choice.

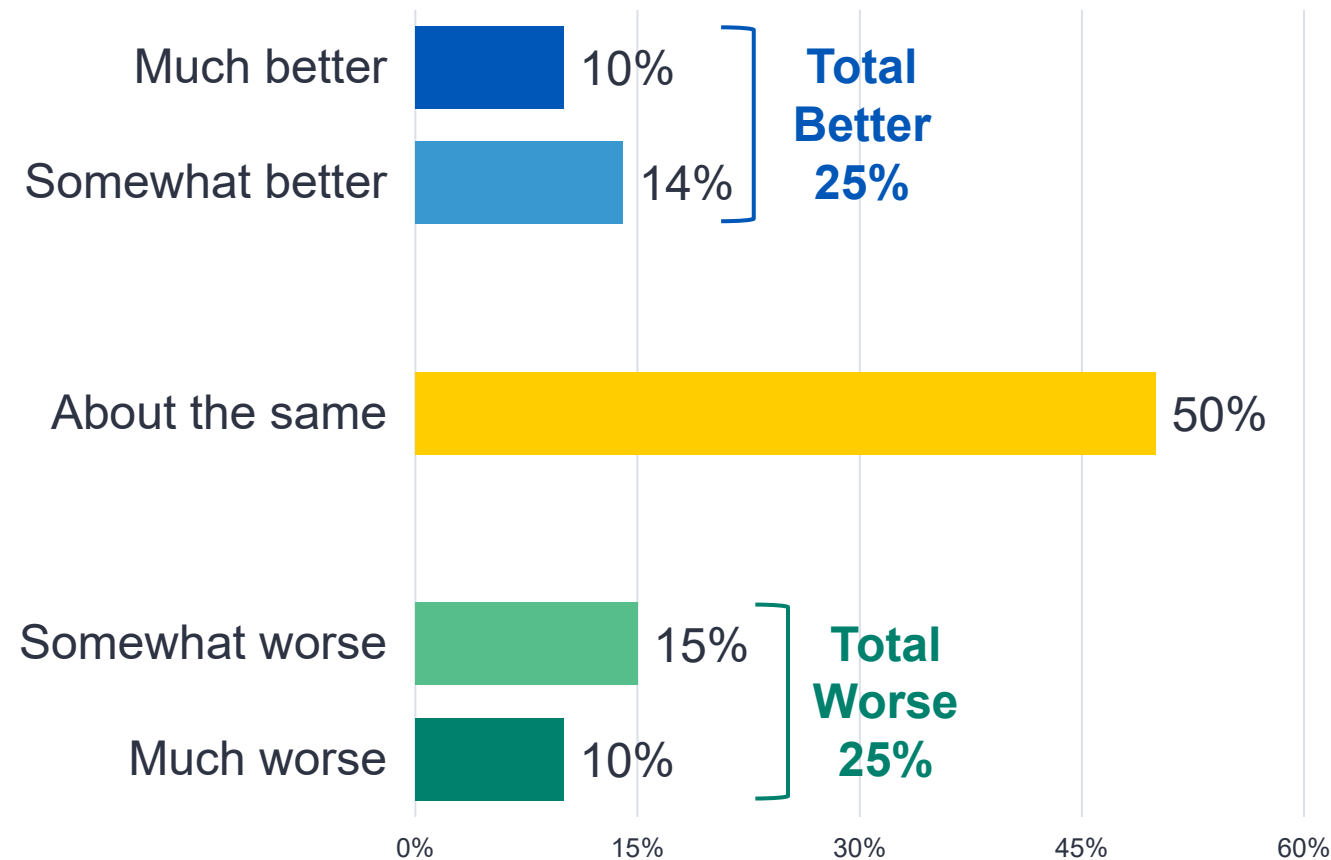


Financial Security



A plurality of Coloradans reports no net change in their financial status over the past year.

Would you say you are better off, or worse off financially than you were a year ago, or is your financial situation about the same?

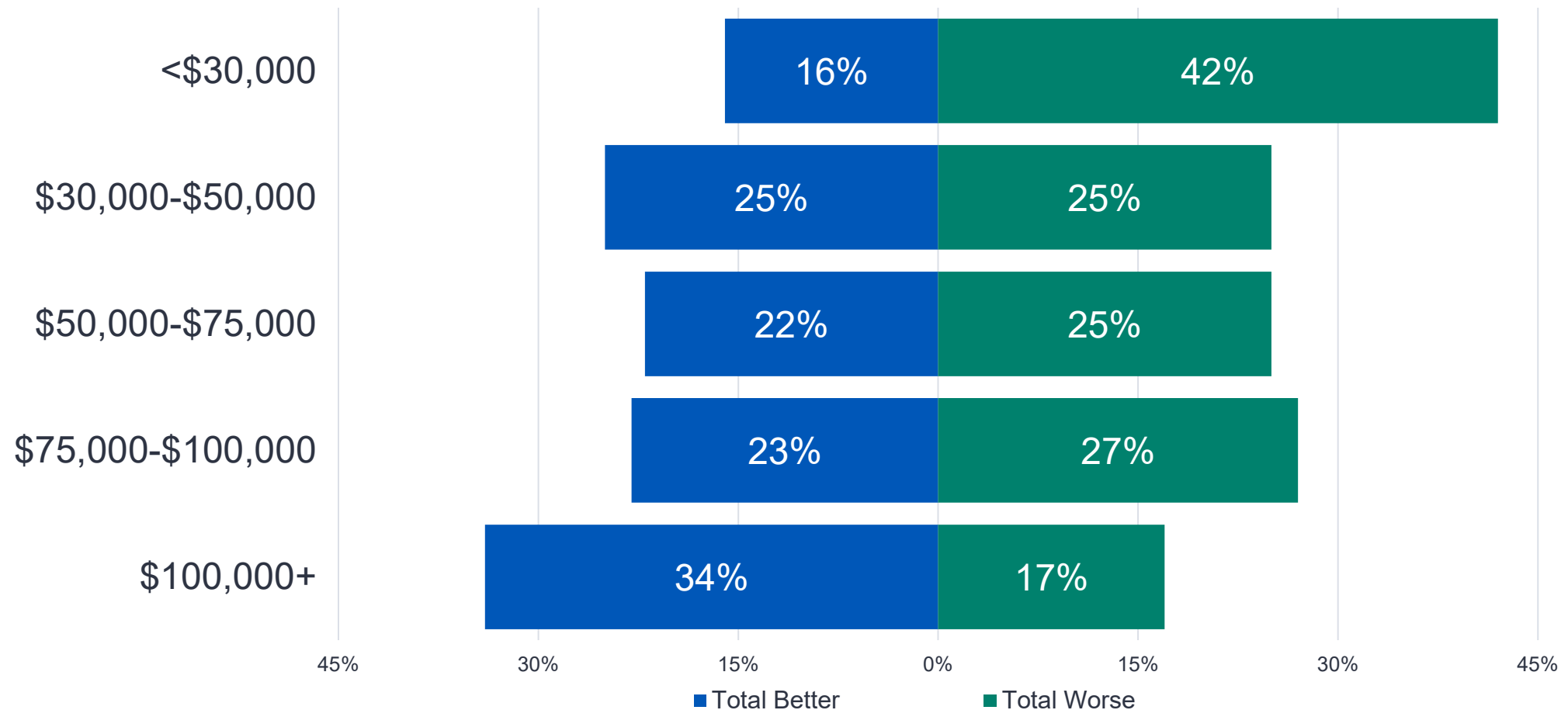


Most Likely to be "Worse Off"	
Demographic Group	% Total Worse
ALL COLORADANS	25%
Unemployed	61%
Household Income <\$30,000	42%
No Health Insurance	39%
Have Disabilities	34%
Some College Education	31%
Ages 50-64	31%
Denver County	31%
Non-College Educated Women	30%
Renters	30%



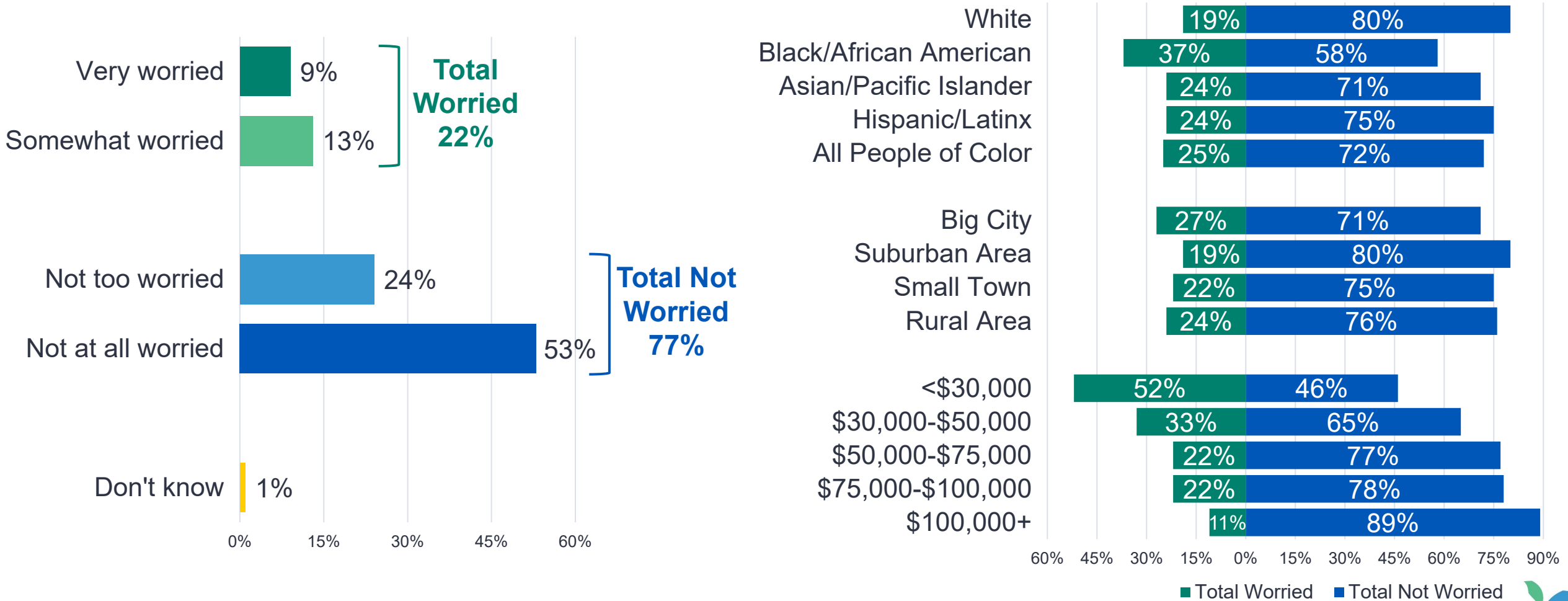
Those on the high end of the income spectrum are better off, and those on the low end are worse off.

Would you say you are better off, or worse off financially than you were a year ago, or is your financial situation about the same?



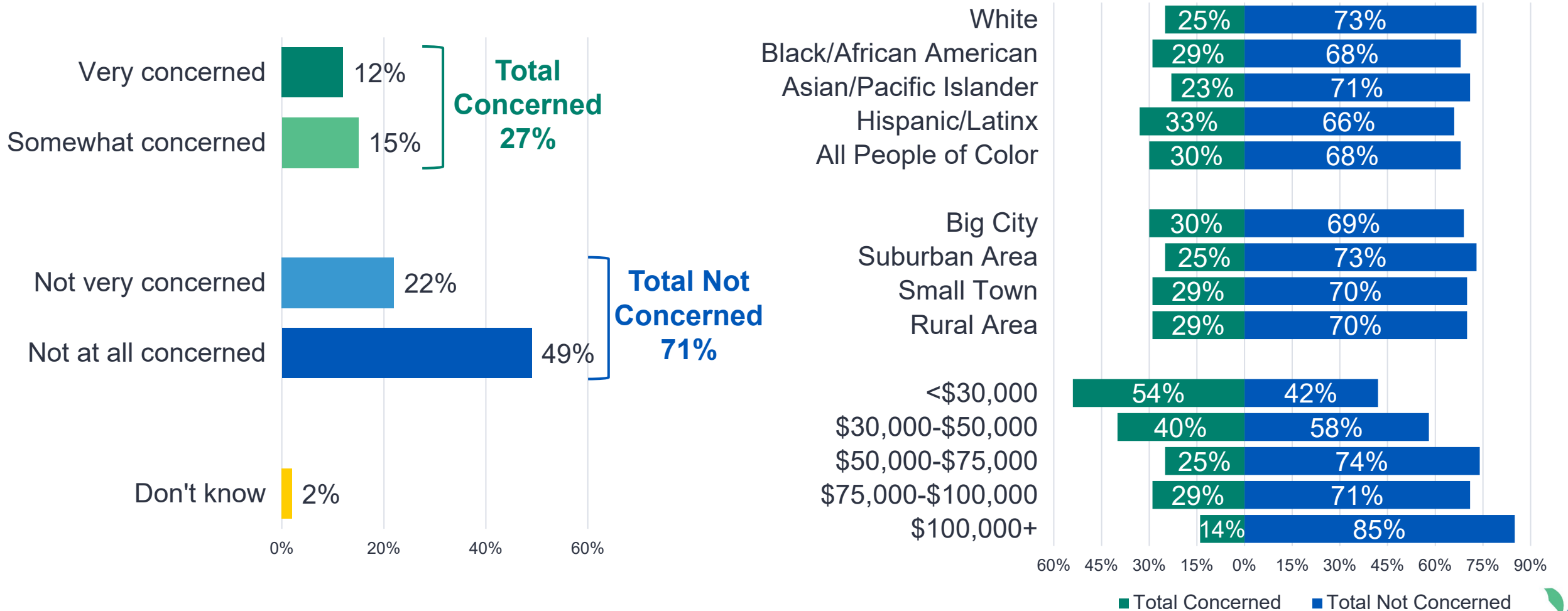
More than one in five Coloradans are worried about losing their home in the next year...

Thinking ahead over the next year, how worried are you that you might lose your home because you can't afford the monthly rent or mortgage:



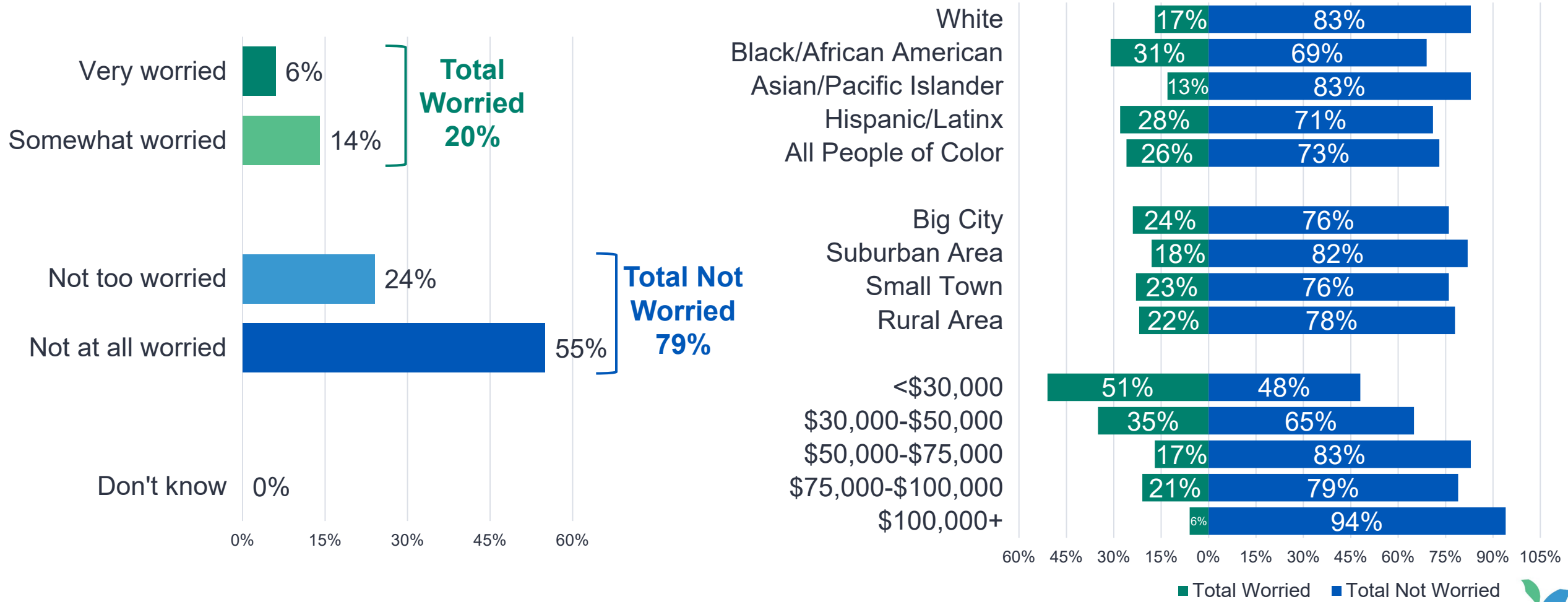
...more than one-quarter are concerned about going without health insurance...

How concerned are you that you will be without health insurance coverage over the next year:



...and one in five are worried about being able to afford to feed their family.

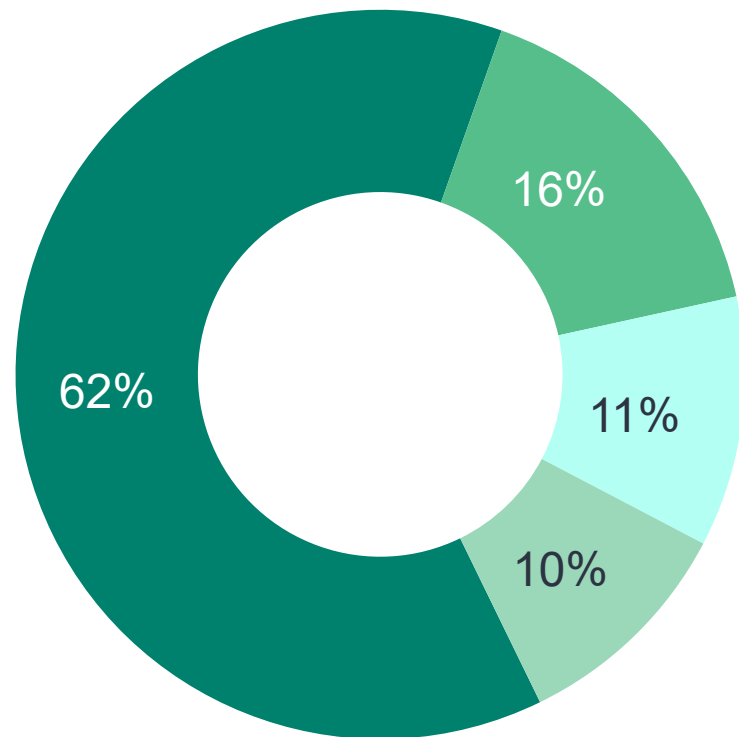
Thinking ahead over the next year, how worried are you that you might not always be able to afford enough food to feed yourself and your family:



Nearly two in five Coloradans have at least one of these three financial concerns.

Coloradans anticipating at least one of three financial concerns in the coming year: 1) being unable to afford rent or mortgage; 2) going without health insurance coverage; and/or 3) being unable to afford food for their family.

Number of Concerns Felt by Coloradans



■ 0/3 ■ 1/3 ■ 2/3 ■ 3/3

Groups Most Likely to Express at Least One Concern

Demographic Group	%
ALL COLORADANS	38%
Household Income <\$30,000	76%
Unemployed	74%
No Health Insurance	69%
Renters	61%
Household Income \$30,000-\$50,000	58%
Hispanic/Latinx Women	55%
Have Disabilities	53%
Coloradan Women of Color	51%
Not Registered to Vote	51%
Black/African American	50%

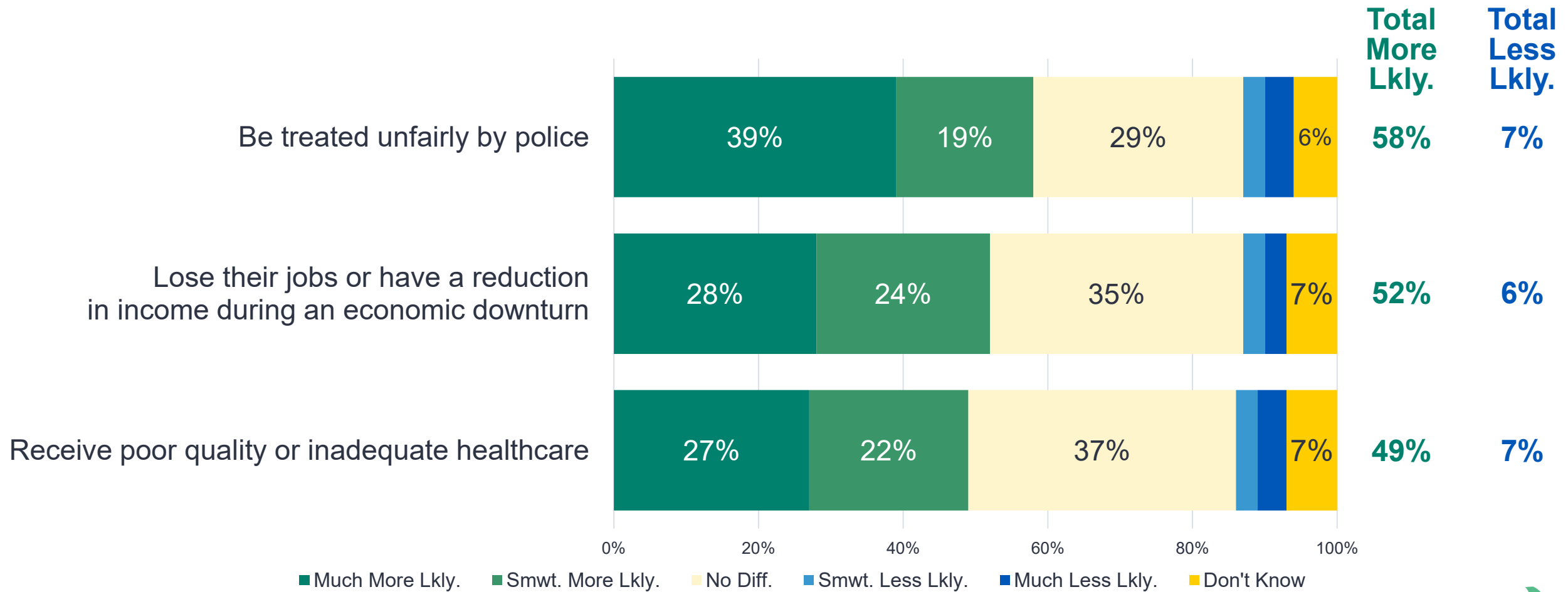


Racial Equity



Majorities or pluralities think Black Coloradans are more likely to experience a variety of negative outcomes.

Compared to white Coloradans, do you think Black Coloradans are more likely or less likely to experience the following items? If you think there is no difference you can tell me that too.



That perception cuts across all racial and ethnic subgroups.

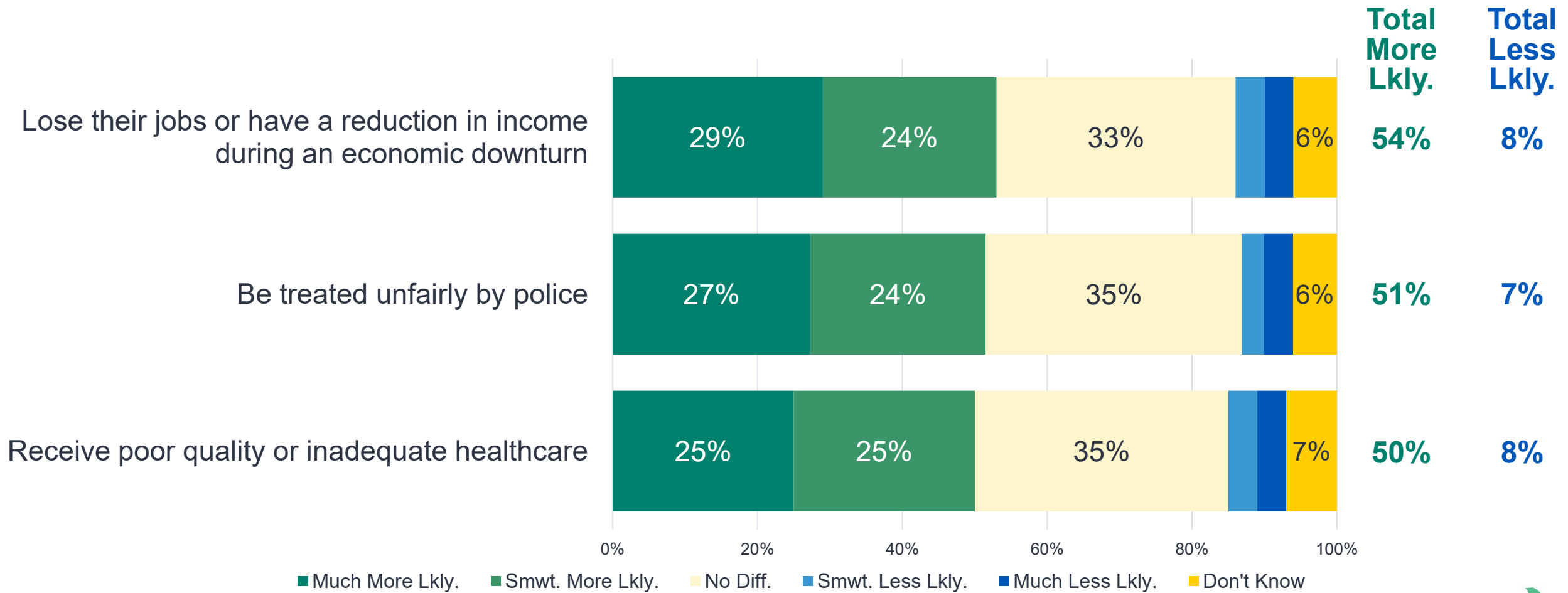
Compared to White Coloradans, do you think Black/African American Coloradans are more likely or less likely to experience the following items? If you think there is no difference you can tell me that too.
(Total More Likely)

Item	All Respondents	Race/Ethnicity				
		White	Black/ African American	Asian/ Pacific Islander	Hispanic/ Latinx	All People of Color
Be treated unfairly by police	58%	57%	70%	55%	64%	64%
Lose their jobs or have a reduction in income during an economic downturn	52%	50%	69%	66%	55%	59%
Receive poor quality or inadequate healthcare	49%	49%	65%	55%	51%	54%



Coloradans have similar perceptions about the outcomes experienced by Hispanic residents of the state.

Compared to White Coloradans, do you think Hispanic Coloradans are more likely or less likely to experience the following items? If you think there is no difference you can tell me that too.



Again, the perception of outcomes for Hispanic Coloradans is consistent across racial and ethnic groups.

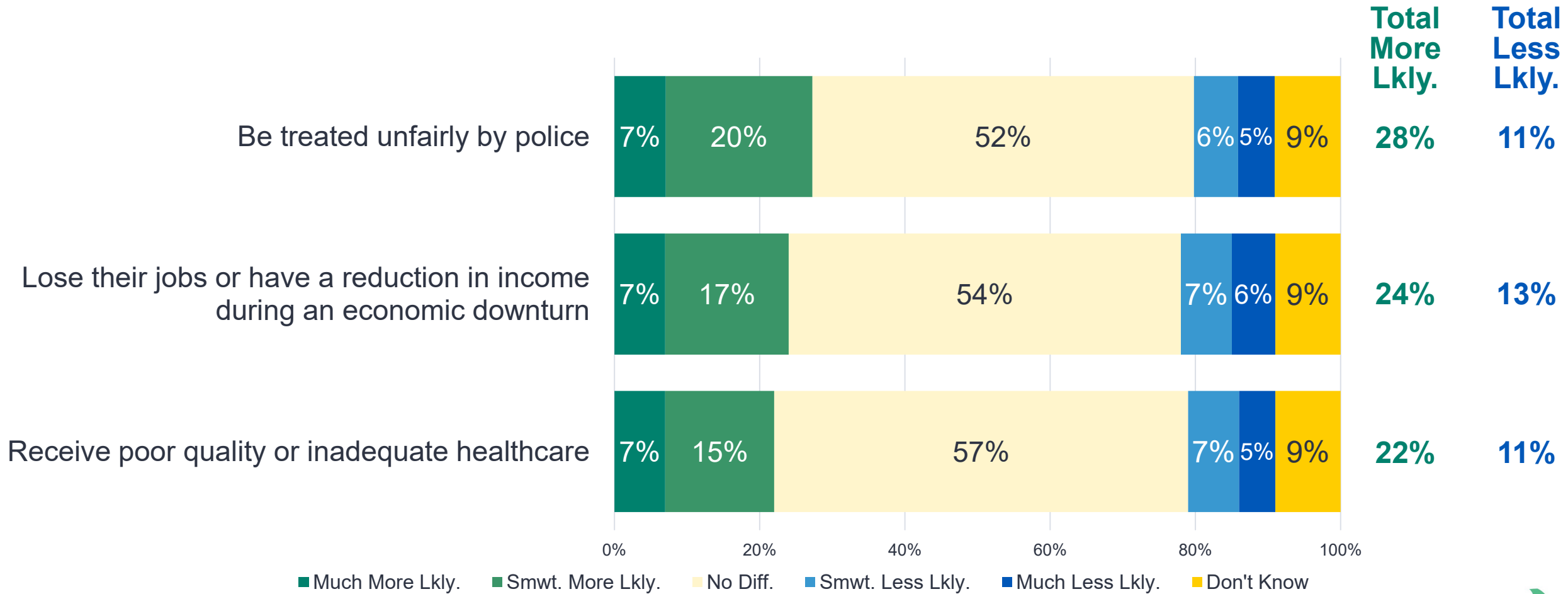
Compared to White Coloradans, do you think Hispanic Coloradans are more likely or less likely to experience the following items? If you think there is no difference you can tell me that too.
(Total More Likely)

Item	All Respondents	Race/Ethnicity				
		White	Black/ African American	Asian/ Pacific Islander	Hispanic/ Latinx	All People of Color
Lose their jobs or have a reduction in income during an economic downturn	54%	54%	54%	51%	58%	57%
Be treated unfairly by police	51%	51%	54%	45%	56%	55%
Receive poor quality or inadequate healthcare	50%	50%	58%	45%	51%	51%



Most do not think Asian-American Coloradans experience negative outcomes more than white Coloradans do.

Compared to White Coloradans, do you think Asian-American Coloradans are more likely or less likely to experience the following items? If you think there is no difference you can tell me that too.



Asian-American Coloradans do not have a significantly different perception.

Compared to White Coloradans, do you think Asian American Coloradans are more likely or less likely to experience the following items? If you think there is no difference you can tell me that too.
(Total More Likely)

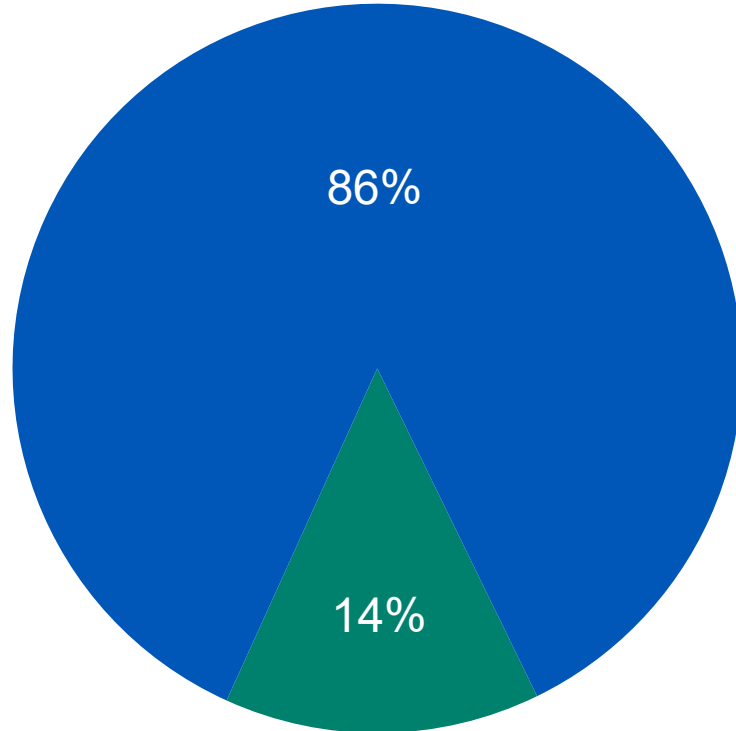
Item	All Respondents	Race/Ethnicity				
		White	Black/ African American	Asian/ Pacific Islander	Hispanic/ Latinx	All People of Color
Be treated unfairly by police	28%	28%	31%	41%	29%	32%
Lose their jobs or have a reduction in income during an economic downturn	24%	23%	28%	25%	31%	30%
Receive poor quality or inadequate healthcare	22%	21%	30%	31%	27%	28%



Nearly one in five Coloradans report having negative experiences with police or feeling afraid of them in the past year.

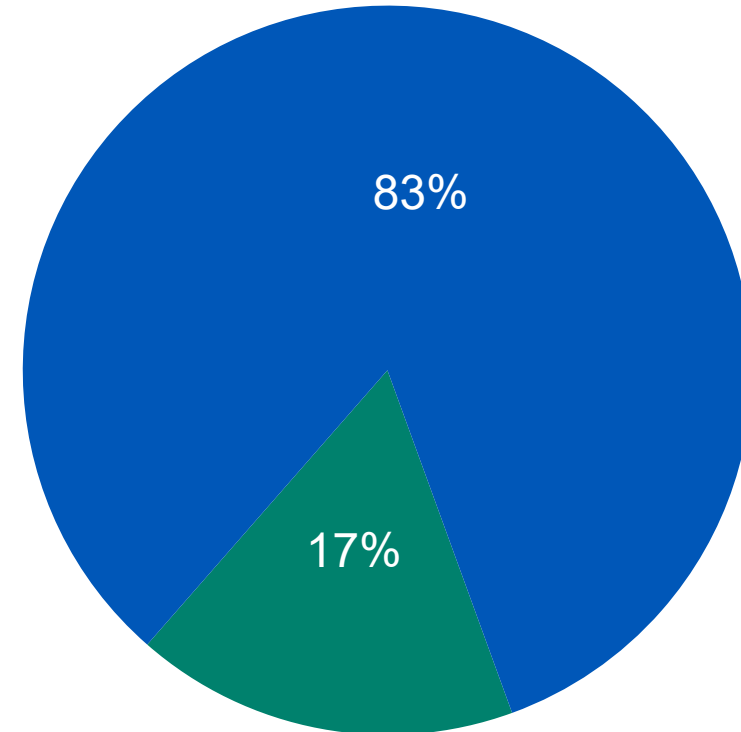
In the last 12 months have you ever:

Had a negative experience with police



■ Had Negative Experience ■ Have Not

Felt afraid of police



■ Have Feared Police ■ Have Not



Negative experiences and feelings of fear are more prevalent among those under age 30, Black/African American and LGBTQ Coloradans.

*In the last 12 months have you ever:
(Yes)*

Demographic Group	Had a negative experience with police	Felt afraid of police
All Respondents	14%	17%
Race/Ethnicity		
White	12%	14%
Black/African American	18%	42%
Asian/Pacific Islander	25%	16%
Hispanic/Latinx	20%	24%
<i>All People of Color</i>	21%	26%
Age		
18-29	31%	37%
30-39	18%	24%
40-49	12%	12%
50+	7%	8%
Speak Other Language than English at Home		
Yes	23%	29%
No	12%	14%

Demographic Group	Had a negative experience with police	Felt afraid of police
LGBTQ+ Status		
Heterosexual/Straight	13%	15%
LGBTQ	24%	49%
Place of Birth		
US Born	15%	16%
Foreign Born	11%	31%
Household Income		
<\$30,000	26%	31%
\$30,000-\$50,000	18%	28%
\$50,000-\$75,000	12%	12%
\$75,000-\$100,000	17%	16%
\$100,000+	12%	14%

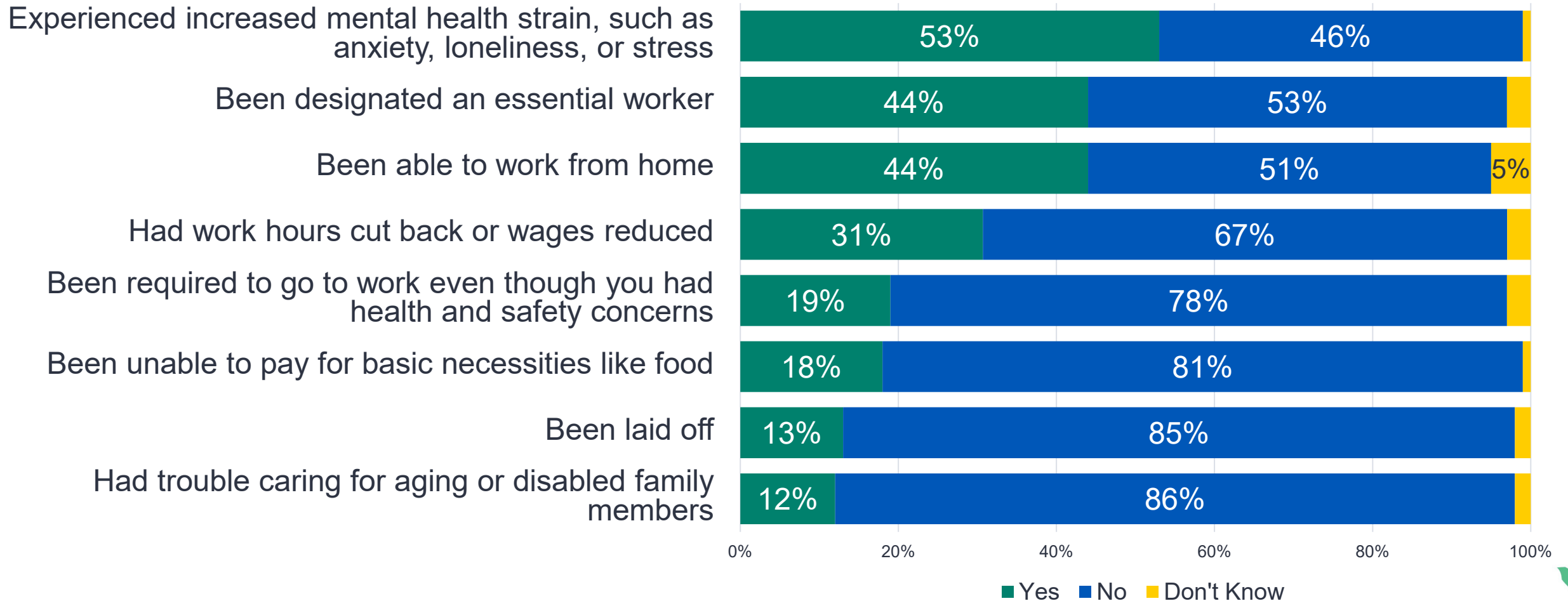


Impact of the COVID-19 Pandemic



A majority of Coloradans reports feeling increased mental health strain during the pandemic.

In response to the coronavirus crisis, have you experienced any of the following:



There are sizable disparities in how the pandemic has affected households at different income levels.

In response to the coronavirus crisis, have you experienced any of the following:
(Yes)

Experience	All Resp.	Household Income				
		<\$30,000	\$30,000-\$50,000	\$50,000-\$75,000	\$75,000-\$100,000	\$100,000+
Experienced increased mental health strain, such as anxiety, loneliness, or stress	53%	63%	56%	55%	52%	51%
Been designated an essential worker	44%	36%	48%	50%	50%	46%
Been able to work from home	44%	20%	32%	41%	46%	61%
Had work hours cut back or wages reduced	31%	47%	33%	34%	39%	21%
Been required to go to work even though you had health and safety concerns	19%	21%	29%	25%	19%	15%
Been unable to pay for basic necessities like food	18%	39%	24%	20%	12%	13%
Been laid off	13%	29%	16%	13%	15%	7%
Had trouble caring for aging or disabled family members	12%	13%	18%	11%	12%	9%



Women and younger Coloradans are more likely to report experiencing mental health strain.

*In response to the coronavirus crisis, have you experienced any of the following:
(Yes)*

Experience	All Resp.	Age		Gender	
		18-49	50+	Men	Women
Experienced increased mental health strain, such as anxiety, loneliness, or stress	53%	61%	43%	47%	58%
Been designated an essential worker	44%	54%	31%	48%	38%
Been able to work from home	44%	47%	40%	41%	47%
Had work hours cut back or wages reduced	31%	39%	21%	30%	31%
Been required to go to work even though you had health and safety concerns	19%	25%	12%	18%	20%
Been unable to pay for basic necessities like food	18%	22%	14%	20%	16%
Been laid off	13%	17%	9%	14%	12%
Had trouble caring for aging or disabled family members	12%	13%	11%	12%	12%



Increased mental health strain has impacted about half of Coloradans across racial and ethnic lines.

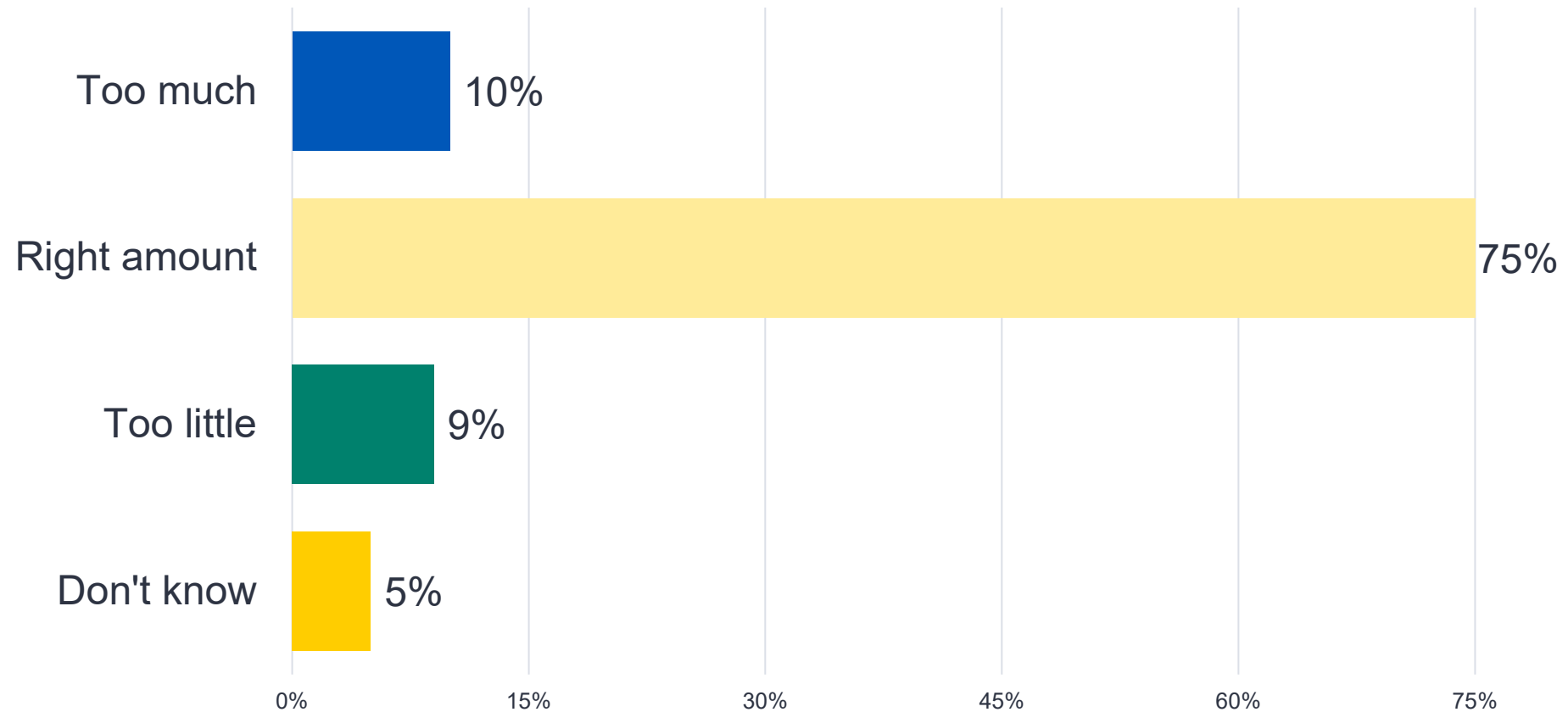
In response to the coronavirus crisis, have you experienced any of the following:
(Yes)

Experience	All Resp.	Race/Ethnicity				
		White	Black/ African American	Asian/ Pacific Islander	Hispanic/ Latinx	All People of Color
Experienced increased mental health strain, such as anxiety, loneliness, or stress	53%	54%	51%	46%	44%	47%
Been designated an essential worker	44%	41%	44%	54%	48%	49%
Been able to work from home	44%	47%	36%	34%	35%	37%
Had work hours cut back or wages reduced	31%	28%	28%	37%	35%	34%
Been required to go to work even though you had health and safety concerns	19%	17%	18%	31%	19%	22%
Been unable to pay for basic necessities like food	18%	17%	16%	19%	19%	19%
Been laid off	13%	12%	13%	13%	15%	15%
Had trouble caring for aging or disabled family members	12%	11%	10%	12%	9%	10%



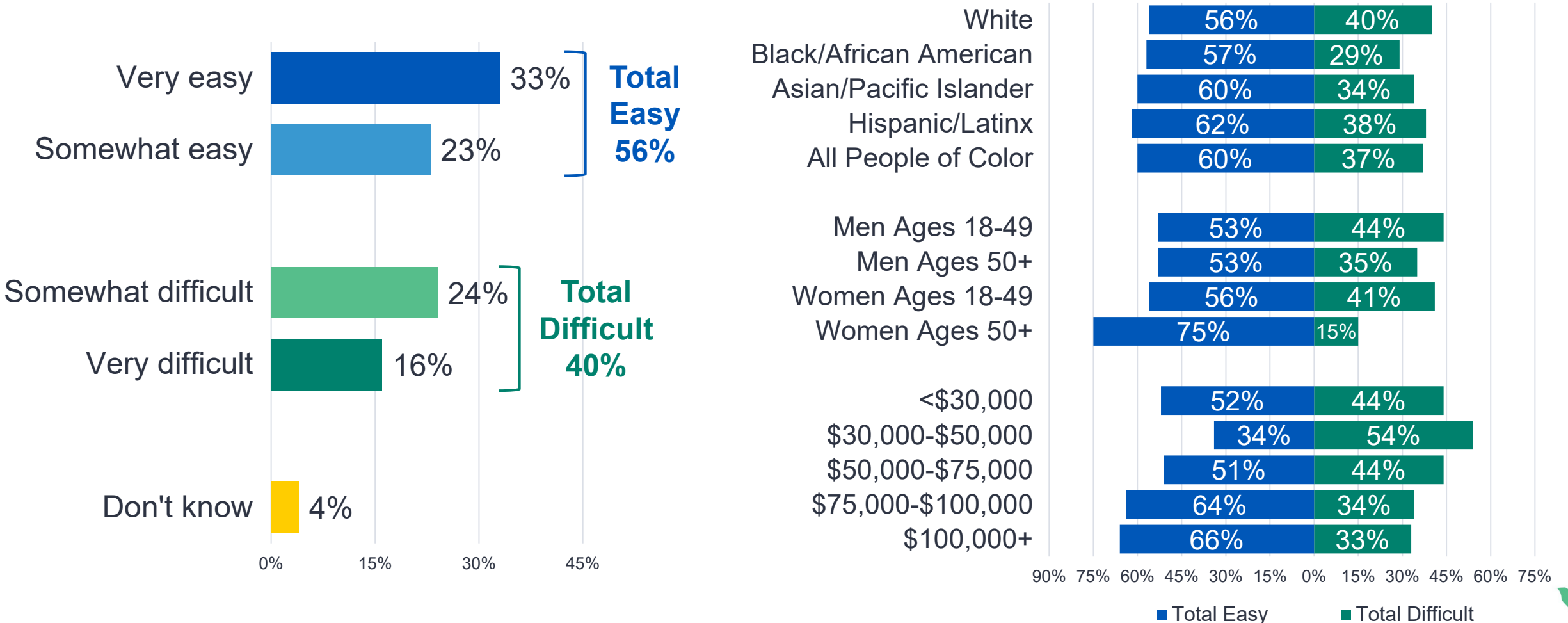
Coloradans are generally comfortable with their employers' actions to address COVID.

*Has your employer done too much, the right amount, OR too little to protect employees from COVID-19?
(Asked Only of Those Currently Employed)*



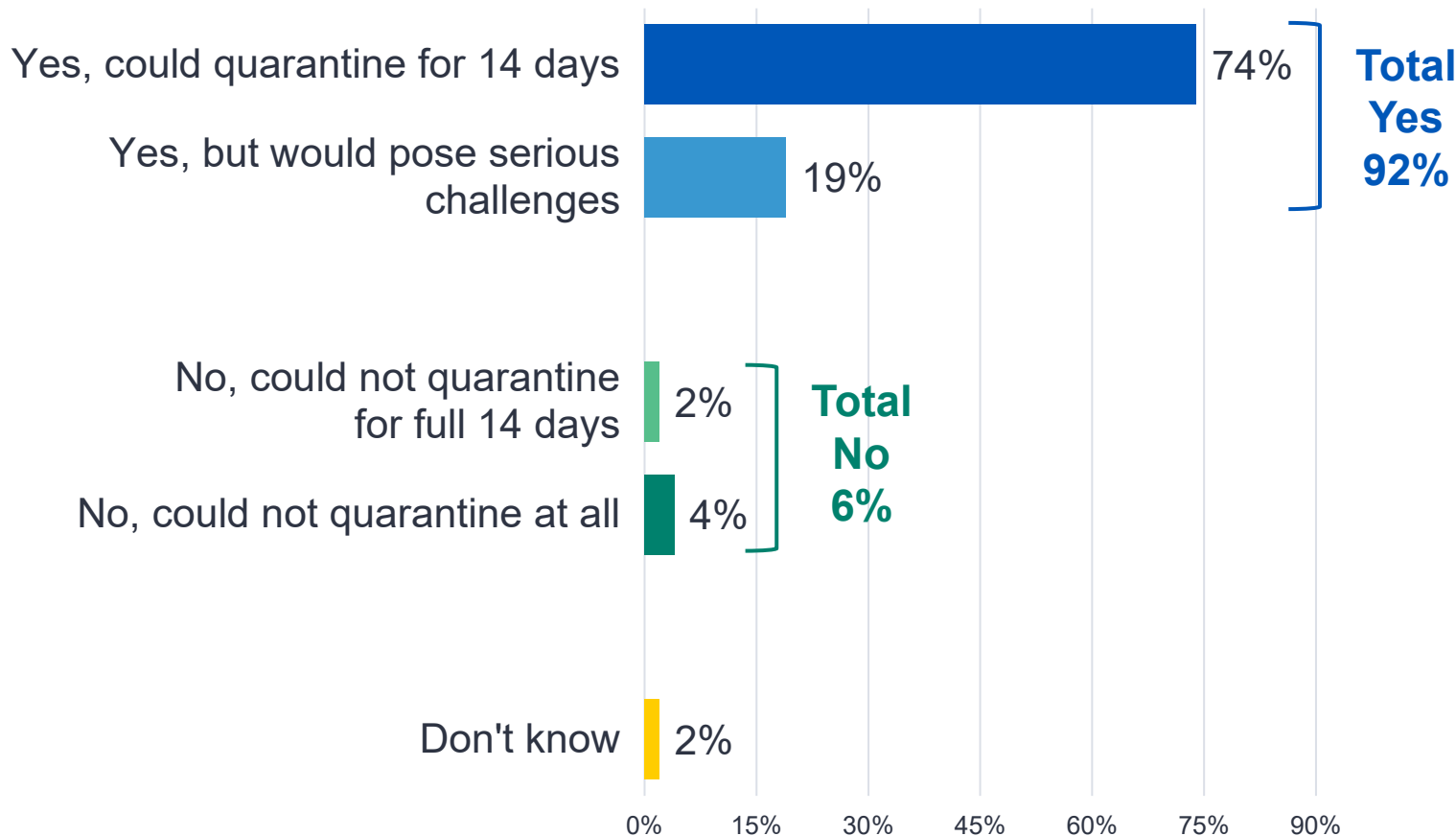
Nearly half of Colorado parents say handling childcare responsibilities has been difficult.

*In general, how easy or difficult has it been for you to handle childcare responsibilities during the coronavirus pandemic?
(Asked of parents of children under 18 only)*



Most Coloradans indicate that they could quarantine for two weeks, but one in five say it would pose serious challenges.

If you were diagnosed with or suspected that you had COVID-19 would you be able to quarantine or self-isolate at home for 14 days?



Those most likely to report that quarantining would pose serious challenges include:

- Uninsured Coloradans
- Under age 30
- Renters
- Under \$30,000 per year in household income
- Unemployed
- Parents
- Living with a disability



Policy Responses to the COVID-19 Pandemic



A plurality of Coloradans prioritizes saving lives over reopening the economy, but there is no clear consensus.

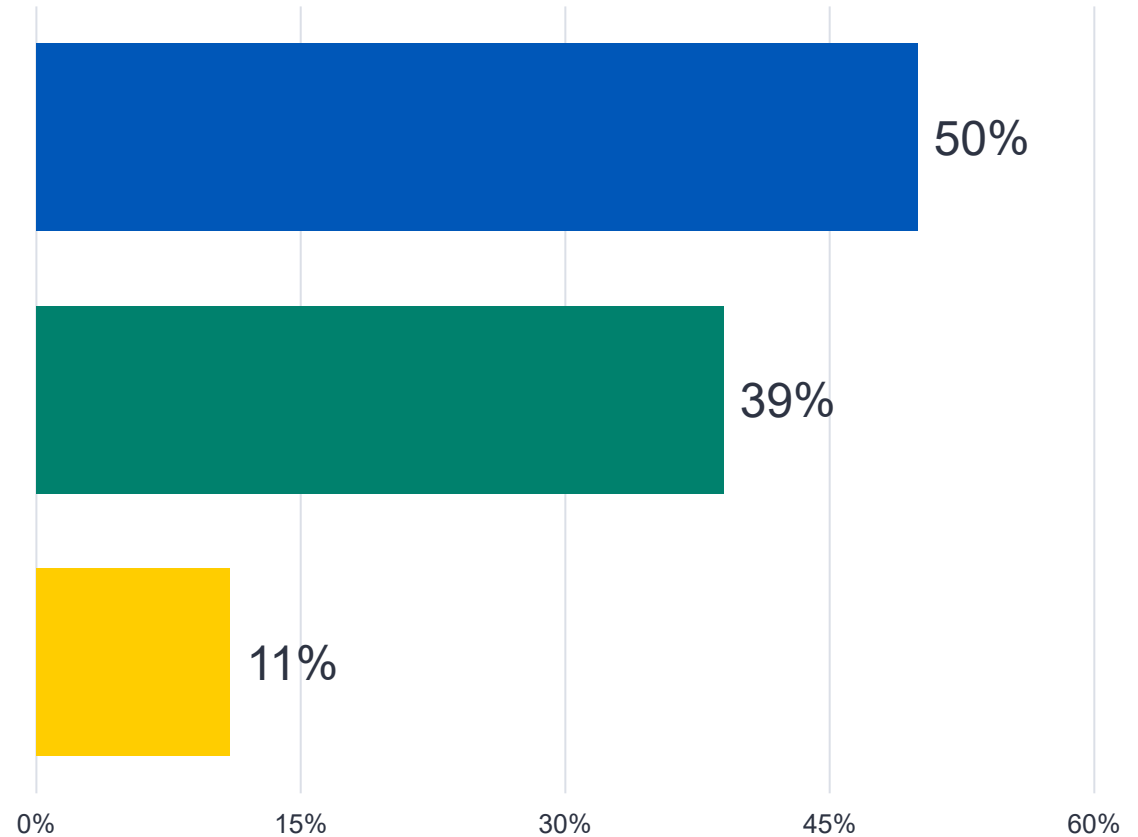
Which of the following comes closest to your personal opinion:

It is more important to save as many lives as possible by delaying fully reopening the economy, even if it hurts the economy and leads to job losses.

OR

It is more important to fully reopen the economy to get people back to work, even if it means that it takes longer to fight the pandemic and more lives are lost.

Both/Neither/Don't know



Views of this issue are fundamentally partisan.

Which of the following comes closest to your personal opinion:

Demographic Group	It is more important to save as many lives as possible by delaying fully reopening the economy, even if it hurts the economy and leads to job losses.	It is more important to fully reopen the economy to get people back to work, even if it means that it takes longer to fight the pandemic and more lives are lost.
All Respondents	50%	39%
Party		
Democrats	82%	10%
Independents	48%	39%
Republicans	16%	73%
Race/Ethnicity		
White	47%	41%
Black/African American	61%	33%
Asian/Pacific Islander	62%	28%
Hispanic/Latinx	61%	32%
<i>All People of Color</i>	61%	31%



Big city residents prioritize saving lives, and rural residents getting people back to work.

Which of the following comes closest to your personal opinion:

Demographic Group	It is more important to save as many lives as possible by delaying fully reopening the economy, even if it hurts the economy and leads to job losses.	It is more important to fully reopen the economy to get people back to work, even if it means that it takes longer to fight the pandemic and more lives are lost.
Age		
18-49	53%	36%
50+	46%	43%
Area		
Big City	57%	32%
Suburban Area	53%	37%
Small Town	42%	47%
Rural Area	35%	50%



The lowest-income households are more likely to express caution about re-opening the economy.

Which of the following comes closest to your personal opinion:

Demographic Group	It is more important to save as many lives as possible by delaying fully reopening the economy, even if it hurts the economy and leads to job losses.	It is more important to fully reopen the economy to get people back to work, even if it means that it takes longer to fight the pandemic and more lives are lost.
Gender		
Men	44%	45%
Women	56%	32%
Household Income		
<\$30,000	60%	25%
\$30,000-\$50,000	50%	36%
\$50,000-\$75,000	50%	40%
\$75,000-\$100,000	51%	38%
\$100,000+	51%	41%



Coloradans are split on whether prolonged remote learning or premature in-person instruction is a bigger concern.

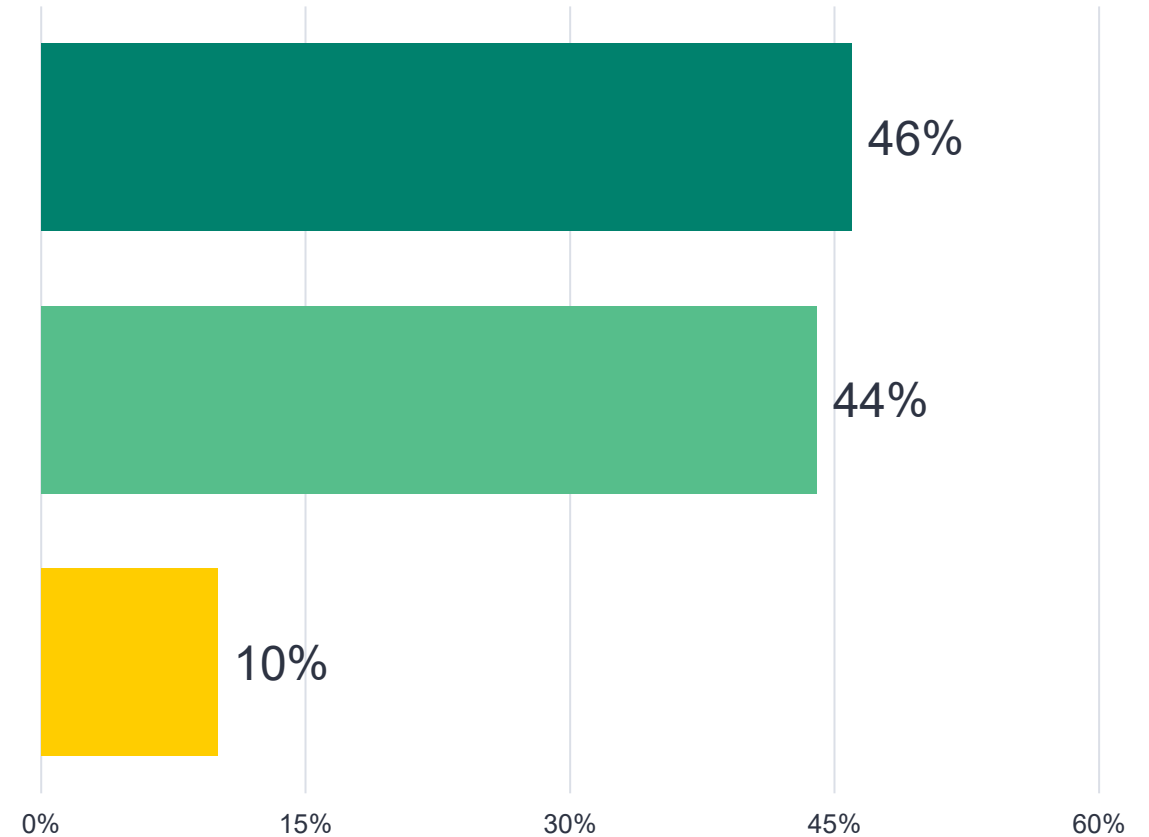
When it comes to Colorado schools during the pandemic, which of the following concerns you more:

That children will go back to in-person classroom instruction too soon, and that students, teachers, and staff will be exposed to serious health risks from the coronavirus

OR

That children will be kept in online remote learning too long, and will fall behind in their education while also losing opportunities for social and emotional development

Both/Neither/Don't know



Again, partisanship is the main driver of preferences.

When it comes to Colorado schools during the pandemic, which of the following concerns you more:

Demographic Group	That children will go back to in-person classroom instruction too soon, and that students, teachers, and staff will be exposed to serious health risks from the coronavirus	That children will be kept in online remote learning too long, and will fall behind in their education while also losing opportunities for social and emotional development
All Respondents	46%	44%
Party		
Democrats	70%	21%
Independents	46%	44%
Republicans	20%	69%
Race/Ethnicity		
White	46%	44%
Black/African American	46%	49%
Asian/Pacific Islander	52%	42%
Hispanic/Latinx	50%	40%
<i>All People of Color</i>	50%	41%



Most parents of school-aged children are more concerned about prolonged remote learning.

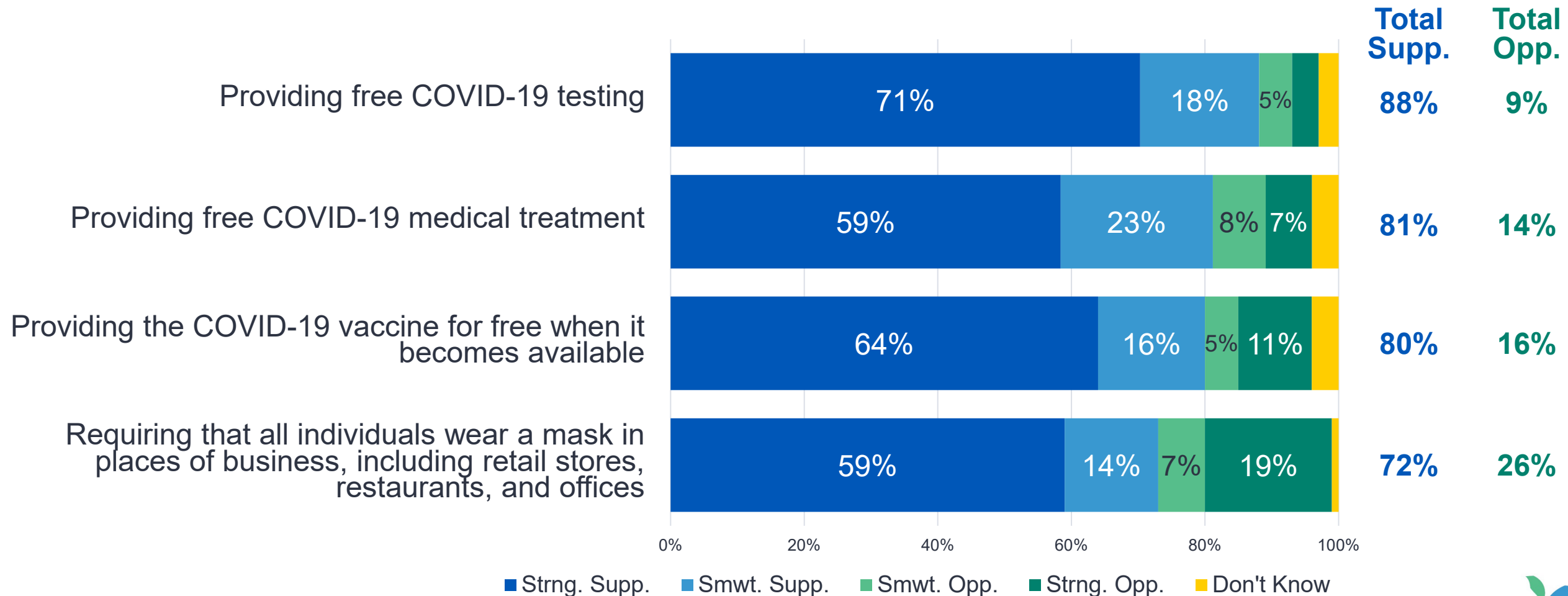
When it comes to Colorado schools during the pandemic, which of the following concerns you more:

Demographic Group	That children will go back to in-person classroom instruction too soon, and that students, teachers, and staff will be exposed to serious health risks from the coronavirus	That children will be kept in online remote learning too long, and will fall behind in their education while also losing opportunities for social and emotional development
Age of Children		
Have Kids 5 or Under	50%	43%
Have School-Age Kids	37%	54%
<i>All Parents</i>	42%	50%
No Children Under 18 Years Old	48%	41%



Coloradans offer broad – and strong – support for a range of policies to address the pandemic.

Here are some proposals that have been made in response to the coronavirus pandemic. Please tell me if you strongly support it, somewhat support it, somewhat oppose it, or strongly oppose it.



This support cuts across partisan lines, though GOP voters are less enthusiastic about a mask mandate.

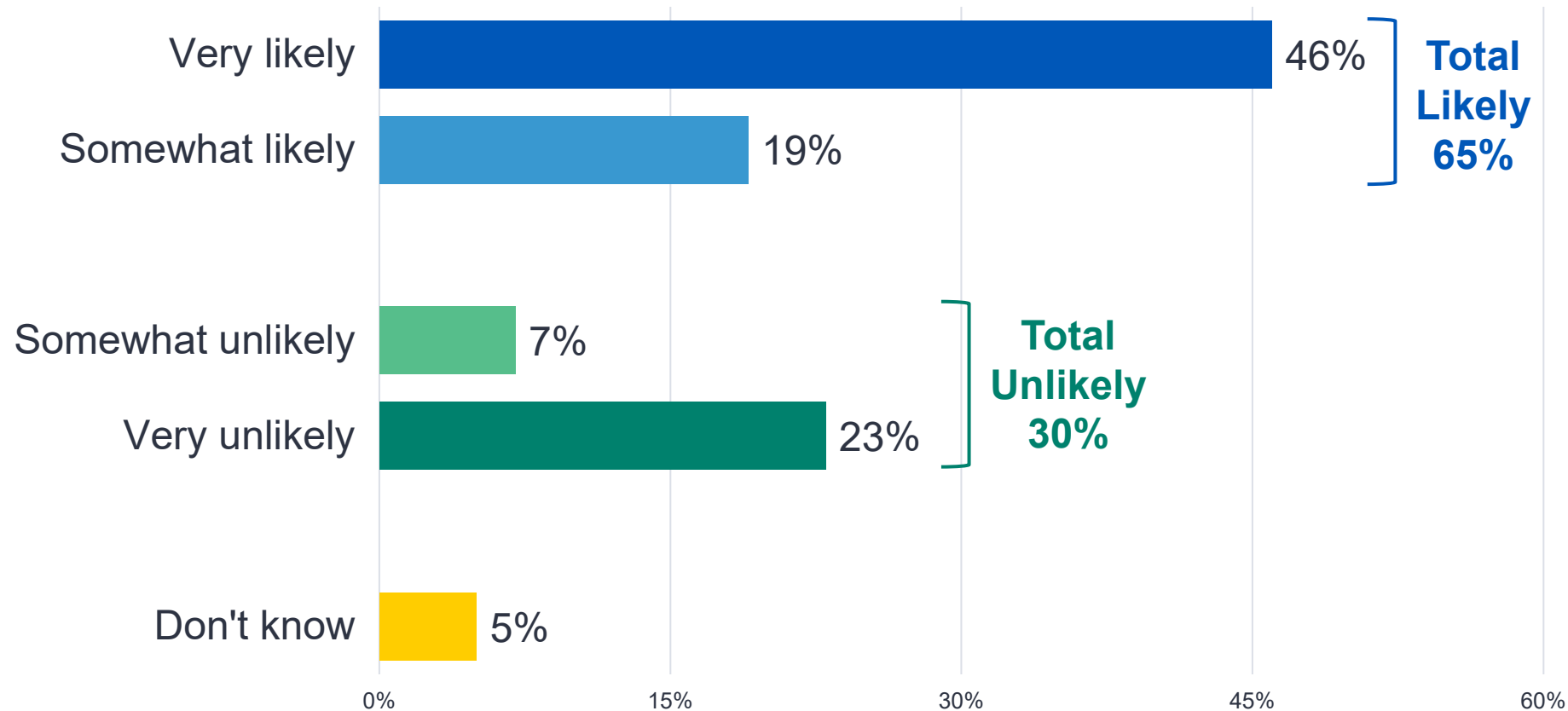
*Here are some proposals that have been made in response to the coronavirus pandemic. Please tell me if you strongly support it, somewhat support it, somewhat oppose it, or strongly oppose it.
(Total Support)*

Proposal	All Resp.	Party		
		Democrats	Independents	Republicans
Providing free COVID-19 testing	88%	97%	88%	80%
Providing free COVID-19 medical treatment	81%	96%	81%	68%
Providing the COVID-19 vaccine for free when it becomes available	80%	94%	80%	69%
Requiring that all individuals wear a mask in places of business, including retail stores, restaurants, and offices	72%	96%	71%	53%



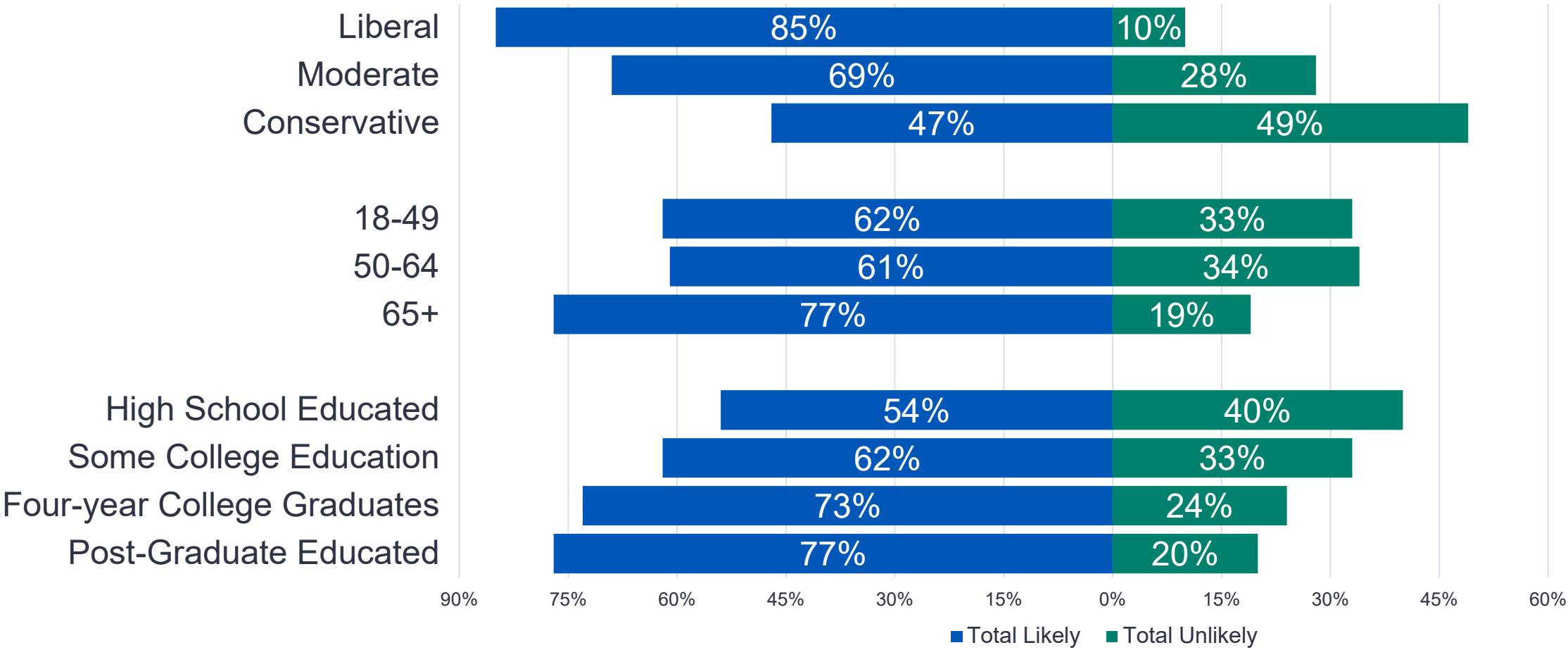
Nearly one-third of Coloradans say they would be “unlikely” to get vaccinated for COVID.

When a COVID-19 vaccine becomes available, how likely are you to get vaccinated?



Ambivalence about vaccination is concentrated among younger, more conservative, and high school-educated Coloradans.

When a COVID-19 vaccine becomes available, how likely are you to get vaccinated?

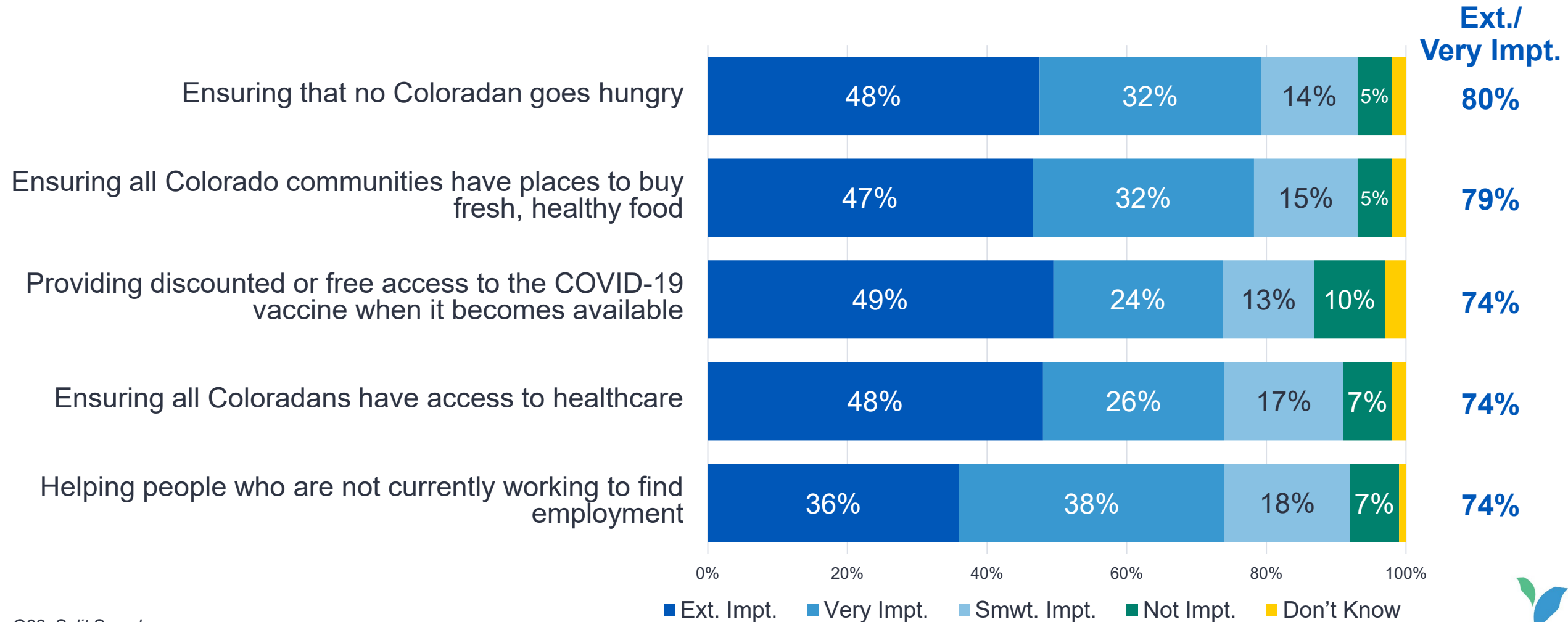


Priorities for State Government



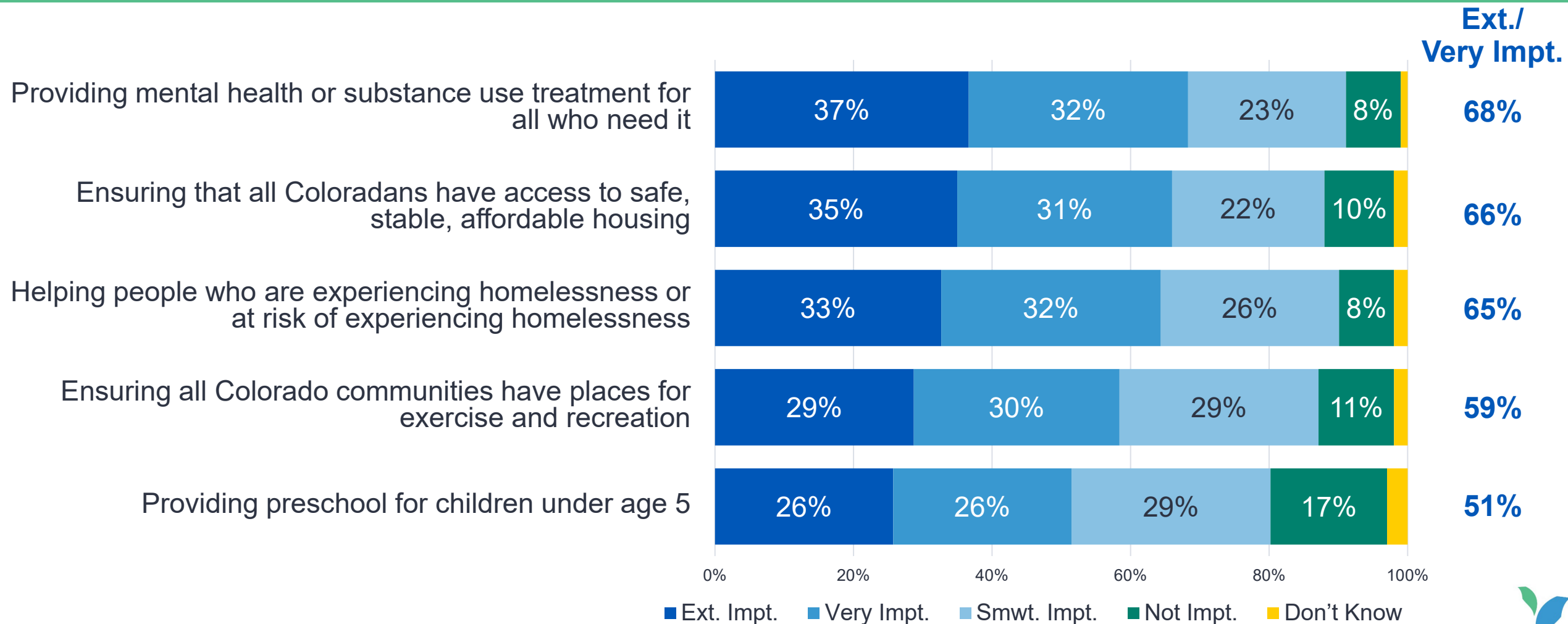
Coloradans see State action to address hunger and healthcare as particularly urgent.

Here are some areas where state government could allocate additional funds in an effort to improve the health of Coloradans. Please tell me if you think it is an extremely important, very important, somewhat important, or not important area for increased funding.



Majorities rate a variety of other State investments to improve Coloradans' health as "very important."

Here are some areas where state government could allocate additional funds in an effort to improve the health of Coloradans. Please tell me if you think it is an extremely important, very important, somewhat important, or not important area for increased funding.



In nearly all cases, the high priority assigned to these investments cuts across partisan lines.

*Here are some areas where state government could allocate additional funds in an effort to improve the health of Coloradans. Please tell me if you think it is an extremely important, very important, somewhat important, or not important area for increased funding.
(Extremely/Very Important)*

Area	All Resp.	Party		
		Democrats	Independents	Republicans
Ensuring that no Coloradan goes hungry	80%	95%	78%	66%
Ensuring all Colorado communities have places to buy fresh, healthy food	79%	92%	76%	72%
Providing discounted or free access to the COVID-19 vaccine when it becomes available	74%	94%	75%	53%
Ensuring all Coloradans have access to healthcare	74%	95%	72%	56%
Helping people who are not currently working to find employment	74%	83%	72%	70%
Providing mental health or substance use treatment for all who need it	68%	89%	63%	54%
Ensuring that all Coloradans have access to safe, stable, affordable housing	66%	87%	61%	48%
Helping people who are experiencing homelessness or at risk of experiencing homelessness	65%	85%	62%	50%
Ensuring all Colorado communities have places for exercise and recreation	59%	68%	60%	50%
Providing preschool for children under age 5	51%	74%	48%	34%



Coloradans of all racial and ethnic backgrounds rank the priorities similarly.

Here are some areas where state government could allocate additional funds in an effort to improve the health of Coloradans. Please tell me if you think it is an extremely important, very important, somewhat important, or not important area for increased funding.
(Extremely/Very Important)

Area	All Resp.	Race/Ethnicity				
		White	Black/ African American	Asian/ Pacific Islander	Hispanic/ Latinx	All People of Color
Ensuring that no Coloradan goes hungry	80%	80%	83%	89%	81%	82%
Ensuring all Colorado communities have places to buy fresh, healthy food	79%	80%	92%	81%	78%	81%
Providing discounted or free access to the COVID-19 vaccine when it becomes available	74%	74%	74%	84%	78%	77%
Ensuring all Coloradans have access to healthcare	74%	74%	82%	90%	77%	80%
Helping people who are not currently working to find employment	74%	72%	93%	75%	80%	81%
Providing mental health or substance use treatment for all who need it	68%	67%	71%	62%	74%	72%
Ensuring that all Coloradans have access to safe, stable, affordable housing	66%	62%	76%	69%	83%	79%
Helping people who are experiencing homelessness or at risk of experiencing homelessness	65%	65%	68%	59%	68%	68%
Ensuring all Colorado communities have places for exercise and recreation	59%	56%	67%	56%	63%	64%
Providing preschool for children under age 5	51%	50%	83%	49%	60%	62%



Majorities across nearly every type of community rate additional funding in each area a high priority.

*Here are some areas where state government could allocate additional funds in an effort to improve the health of Coloradans. Please tell me if you think it is an extremely important, very important, somewhat important, or not important area for increased funding.
(Extremely/Very Important)*

Area	All Resp.	Area			
		Big City	Suburban Area	Small Town	Rural Area
Ensuring that no Coloradan goes hungry	80%	87%	80%	81%	64%
Ensuring all Colorado communities have places to buy fresh, healthy food	79%	88%	74%	87%	71%
Providing discounted or free access to the COVID-19 vaccine when it becomes available	74%	81%	77%	71%	50%
Ensuring all Coloradans have access to healthcare	74%	82%	74%	74%	60%
Helping people who are not currently working to find employment	74%	74%	74%	75%	73%
Providing mental health or substance use treatment for all who need it	68%	68%	70%	66%	64%
Ensuring that all Coloradans have access to safe, stable, affordable housing	66%	76%	64%	64%	62%
Helping people who are experiencing homelessness or at risk of experiencing homelessness	65%	72%	64%	62%	57%
Ensuring all Colorado communities have places for exercise and recreation	59%	65%	53%	76%	43%
Providing preschool for children under age 5	51%	53%	52%	46%	52%



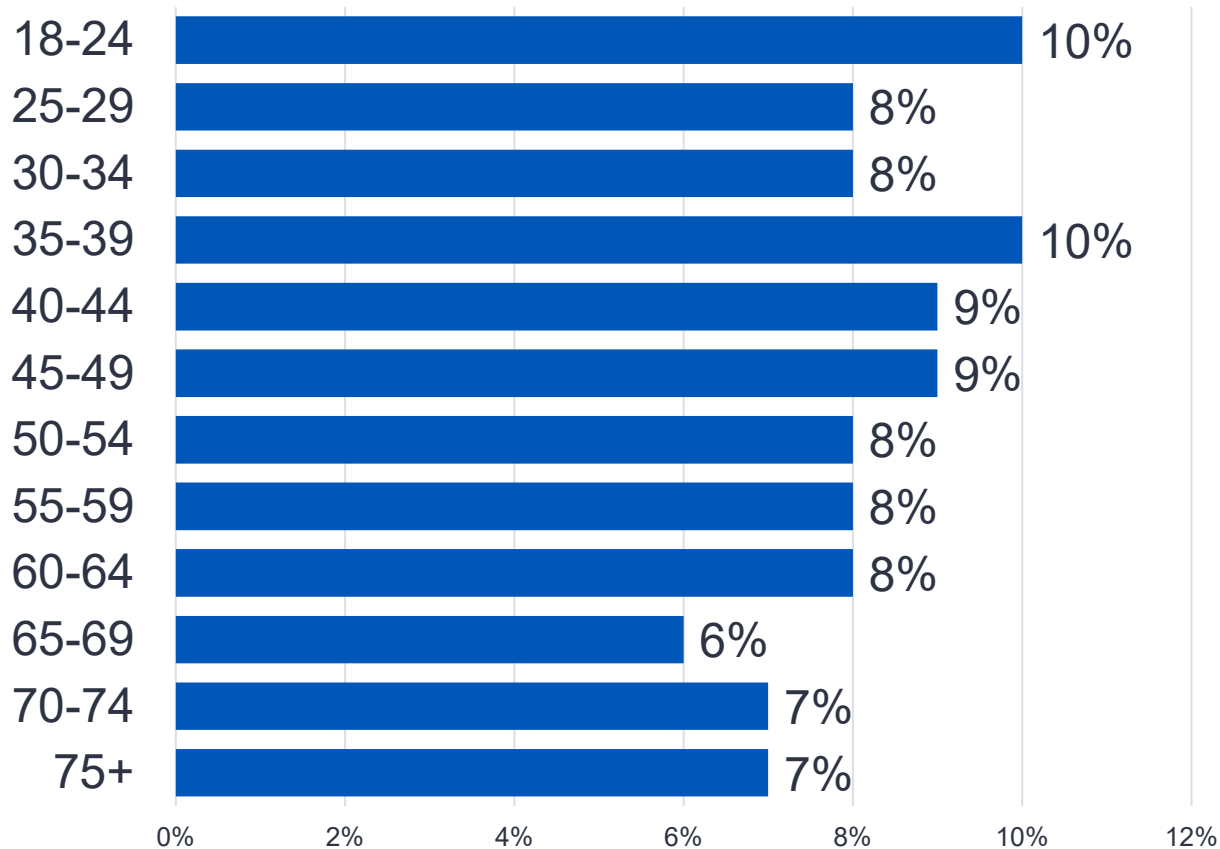
Profile of Respondents



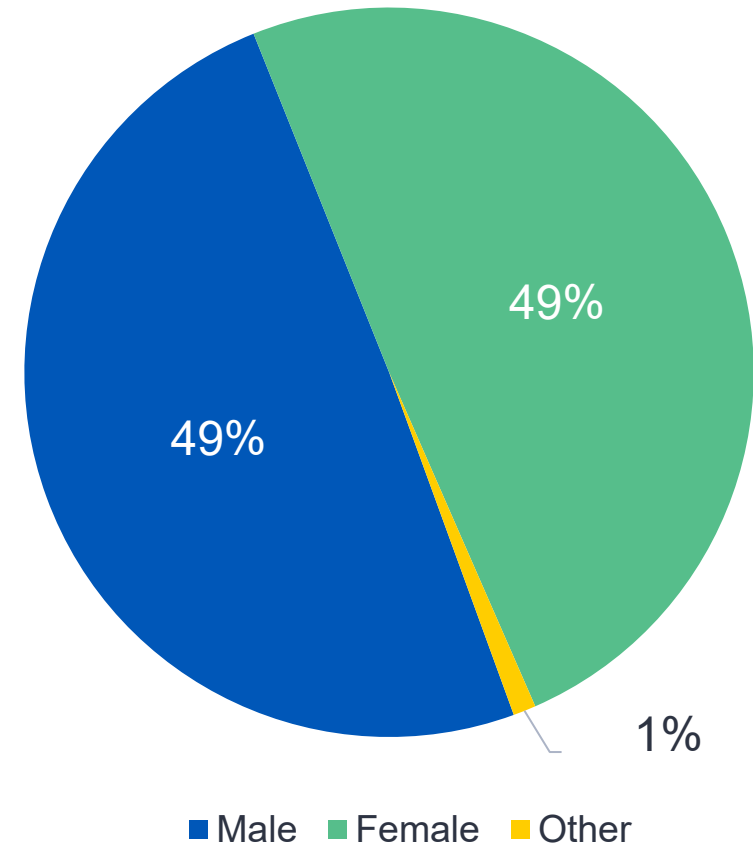
Age and Gender

What is your age?
What is your gender?

Age

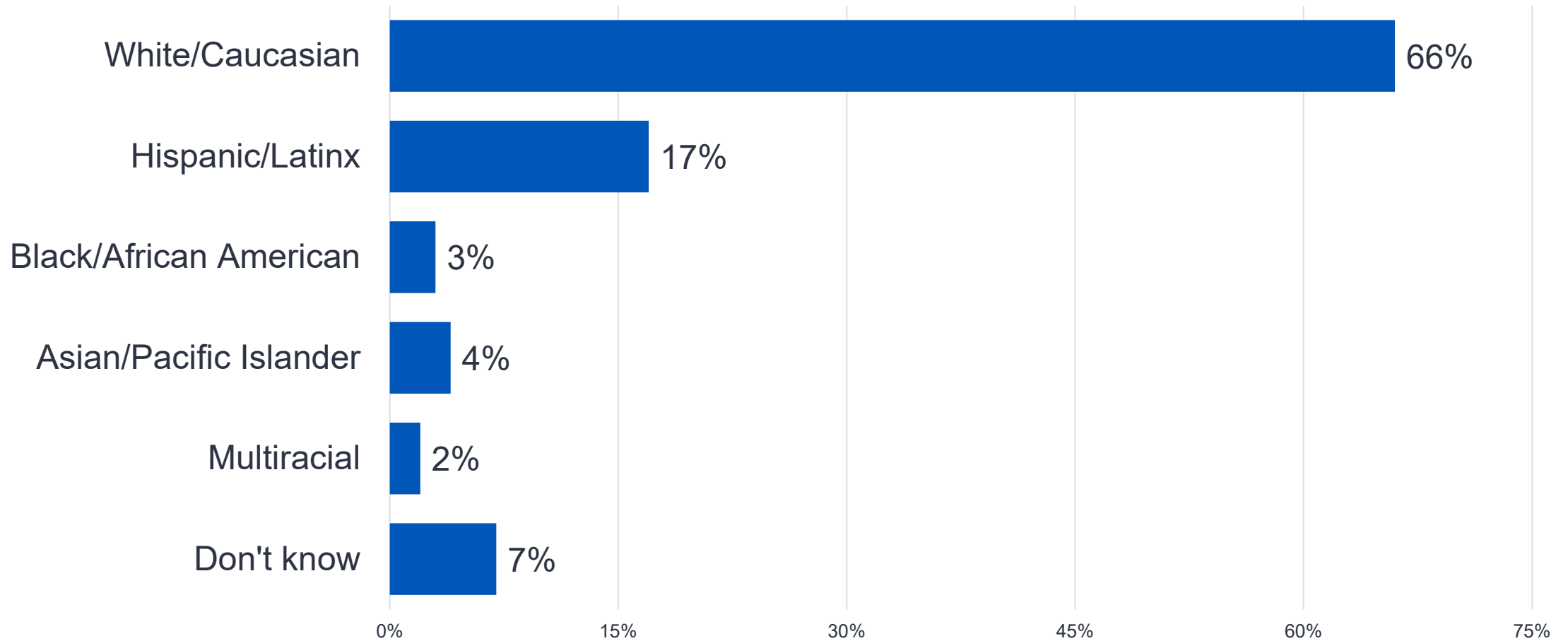


Gender



Race/Ethnicity

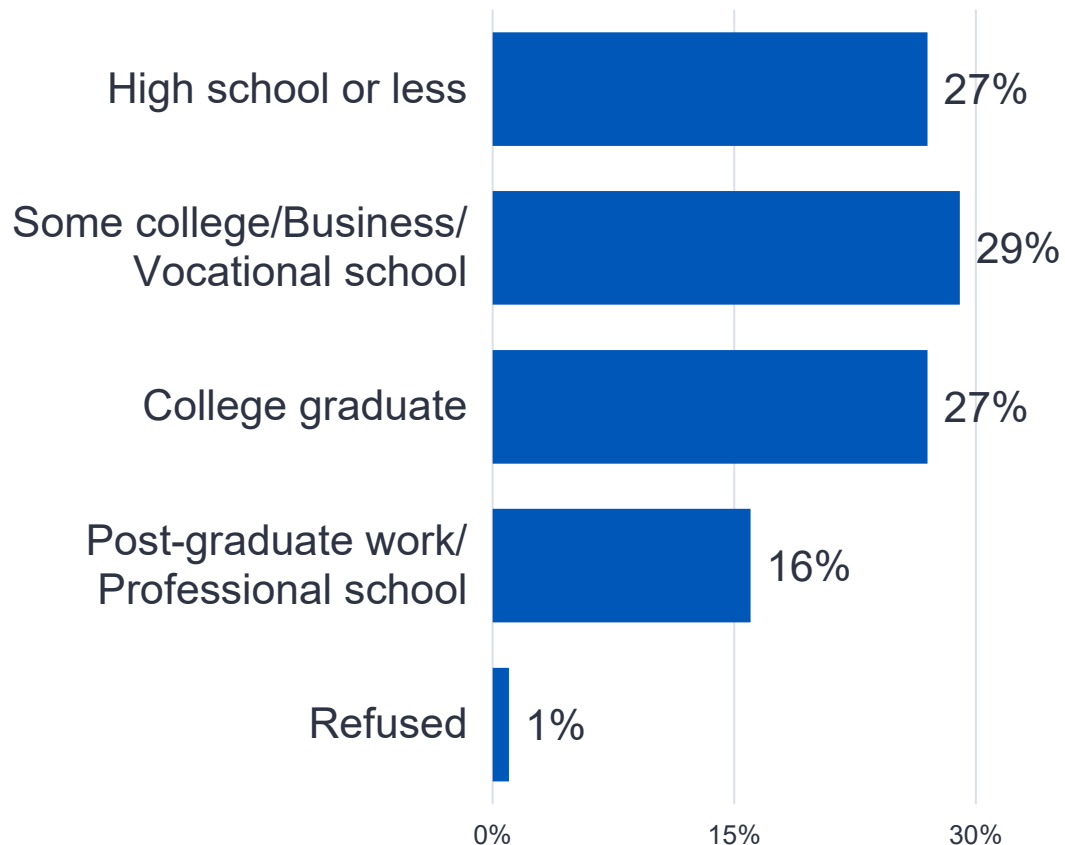
With which racial or ethnic group do you identify yourself:



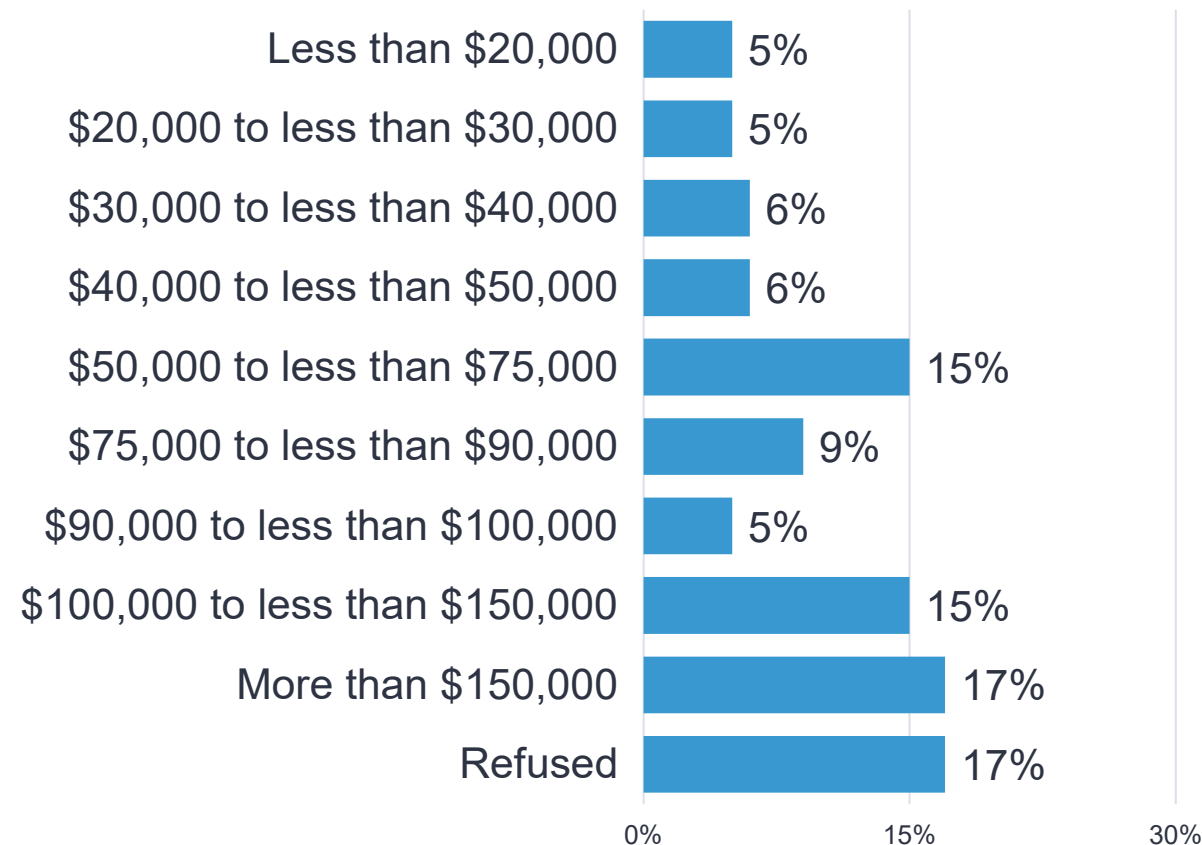
Educational Attainment and Household Income

*What was the last level of school you completed?
I don't need to know the exact amount, but I'm going to read you some categories for household income. Would you please stop me when I have read the category indicating the total combined income for all the people in your household before taxes in 2019?*

Education

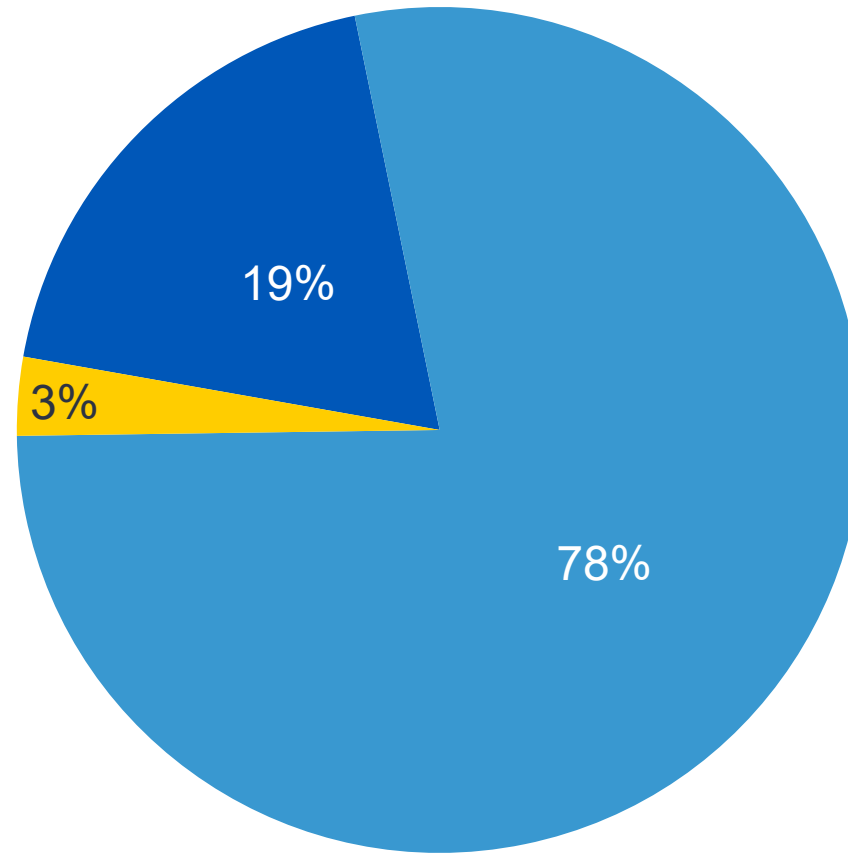


Household Income



Disability Status

Do you live with one or more disabilities?

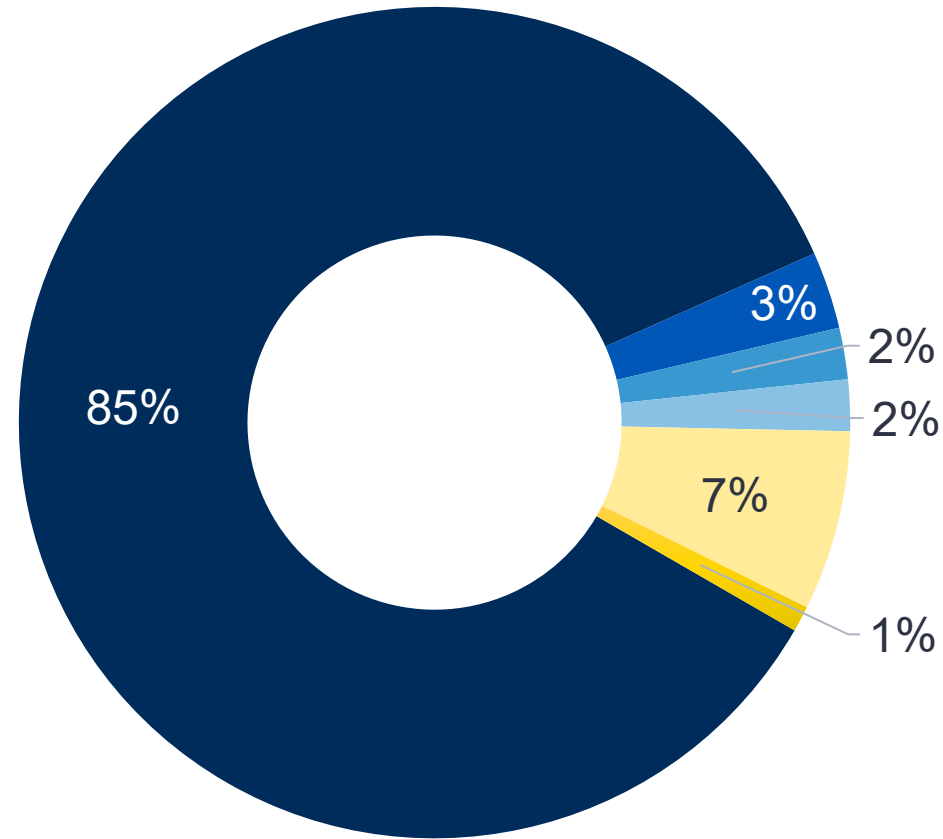


■ Live With a Disability ■ Do Not Live With a Disability ■ Don't Know/Refused



Sexual Orientation

Which of the following best describes your sexual orientation?

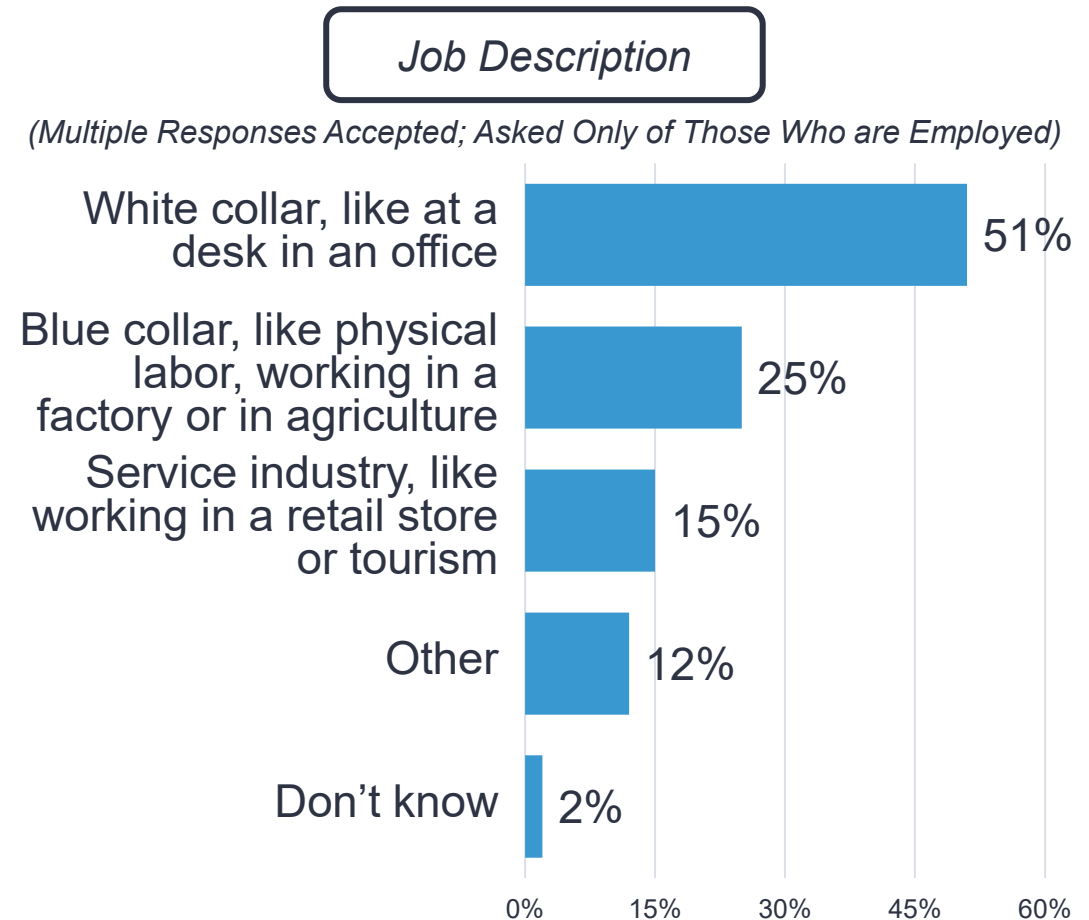
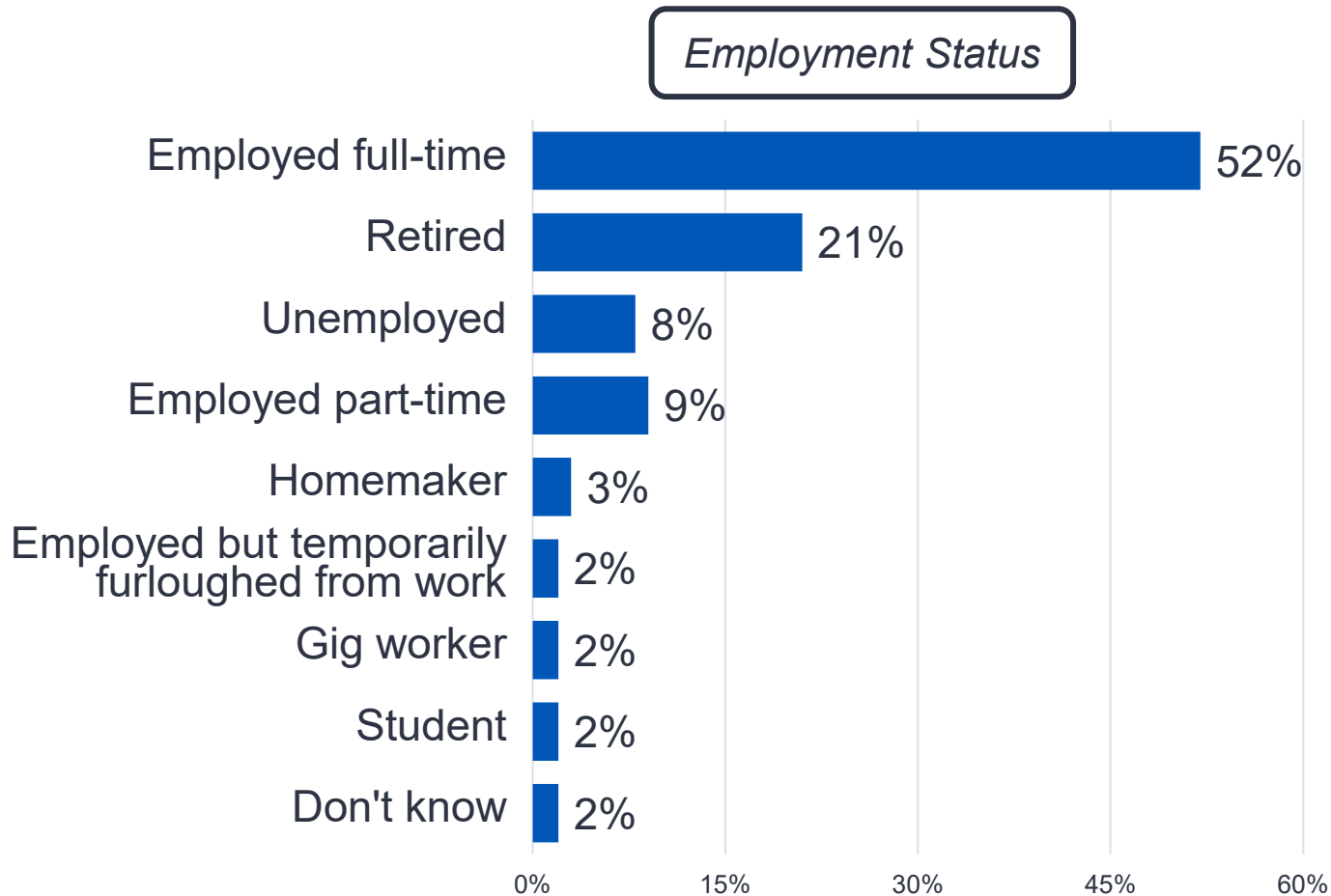


■ Heterosexual/Straight ■ Gay/Lesbian ■ Bisexual ■ Other ■ Prefer Not to Say ■ Don't Know/Refused



Employment Status and Type of Job

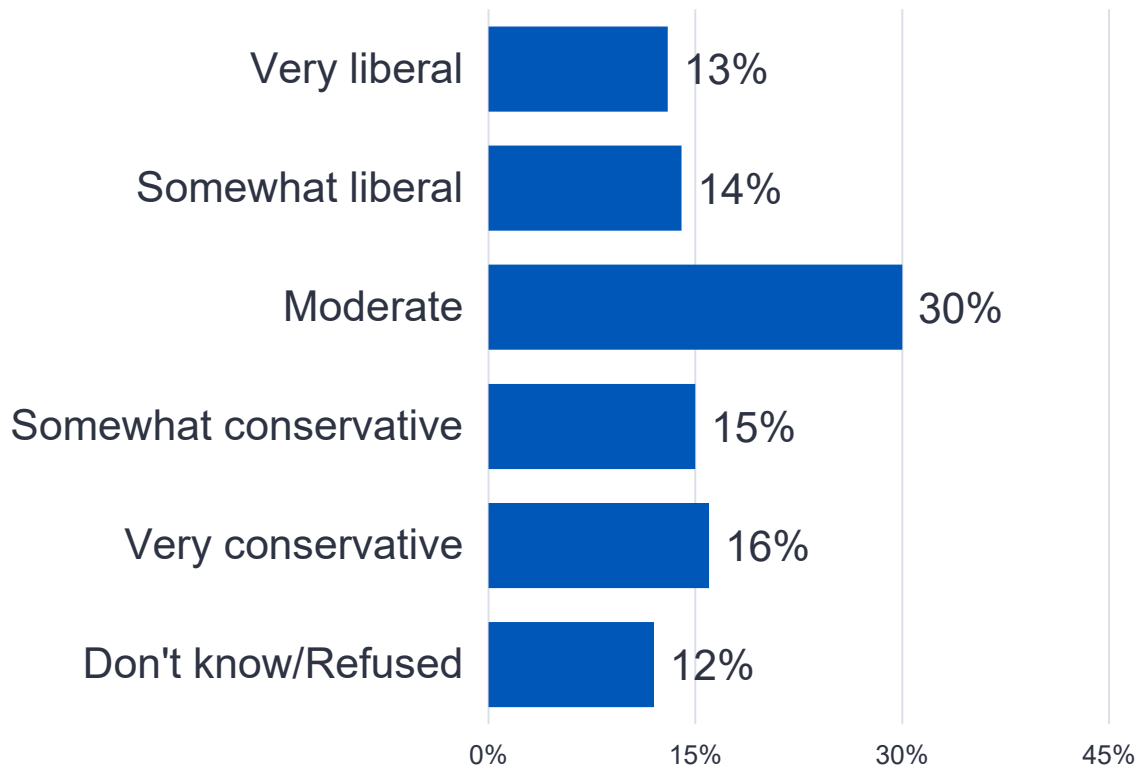
Which of the following best describes your current employment status?
Would you describe the job or jobs you are doing or most recently did as:



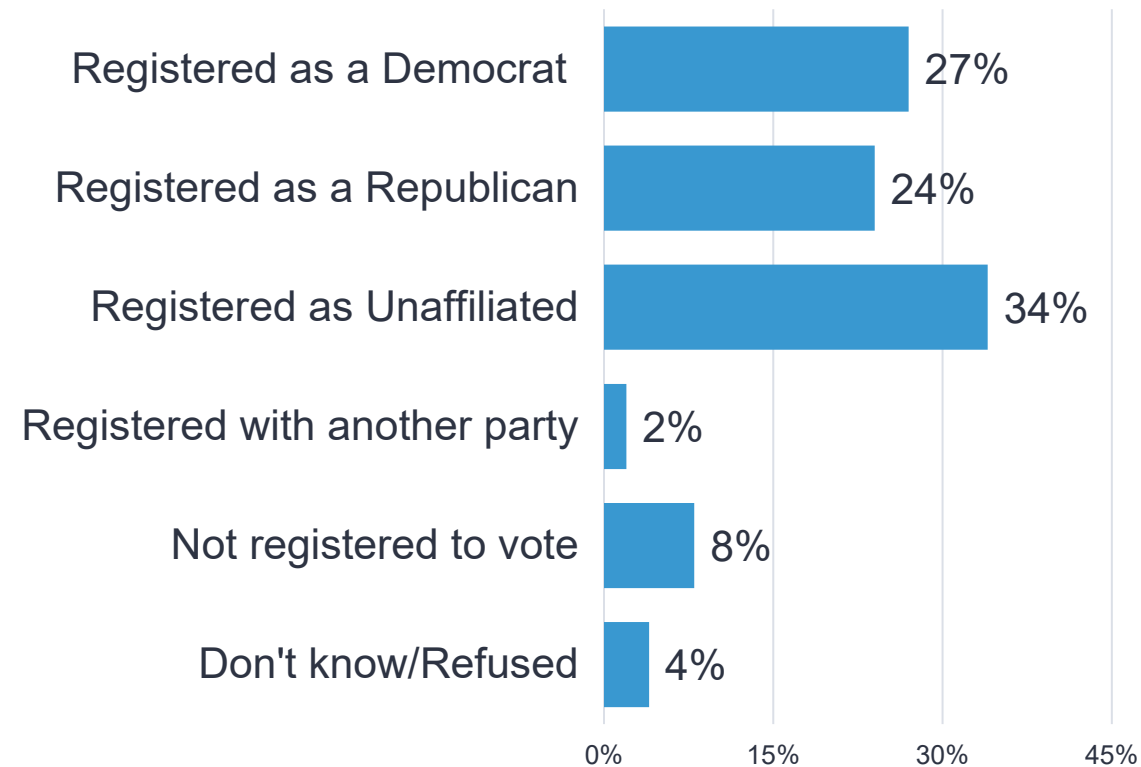
Ideology and Party Registration

*How would you describe yourself politically: Are you liberal, moderate, or conservative?
Some people are registered to vote in Colorado, but many others, for a variety of reasons, are not. Are you currently registered to vote in Colorado?*

Ideology



Registration Status





CONTACT US

Kyle Legleiter

Senior Director of Policy and Advocacy
Colorado Health Foundation
klegleiter@coloradohealth.org

Jace Woodrum

Senior Officer of Public Opinion Insights
Colorado Health Foundation
jwoodrum@coloradohealth.org